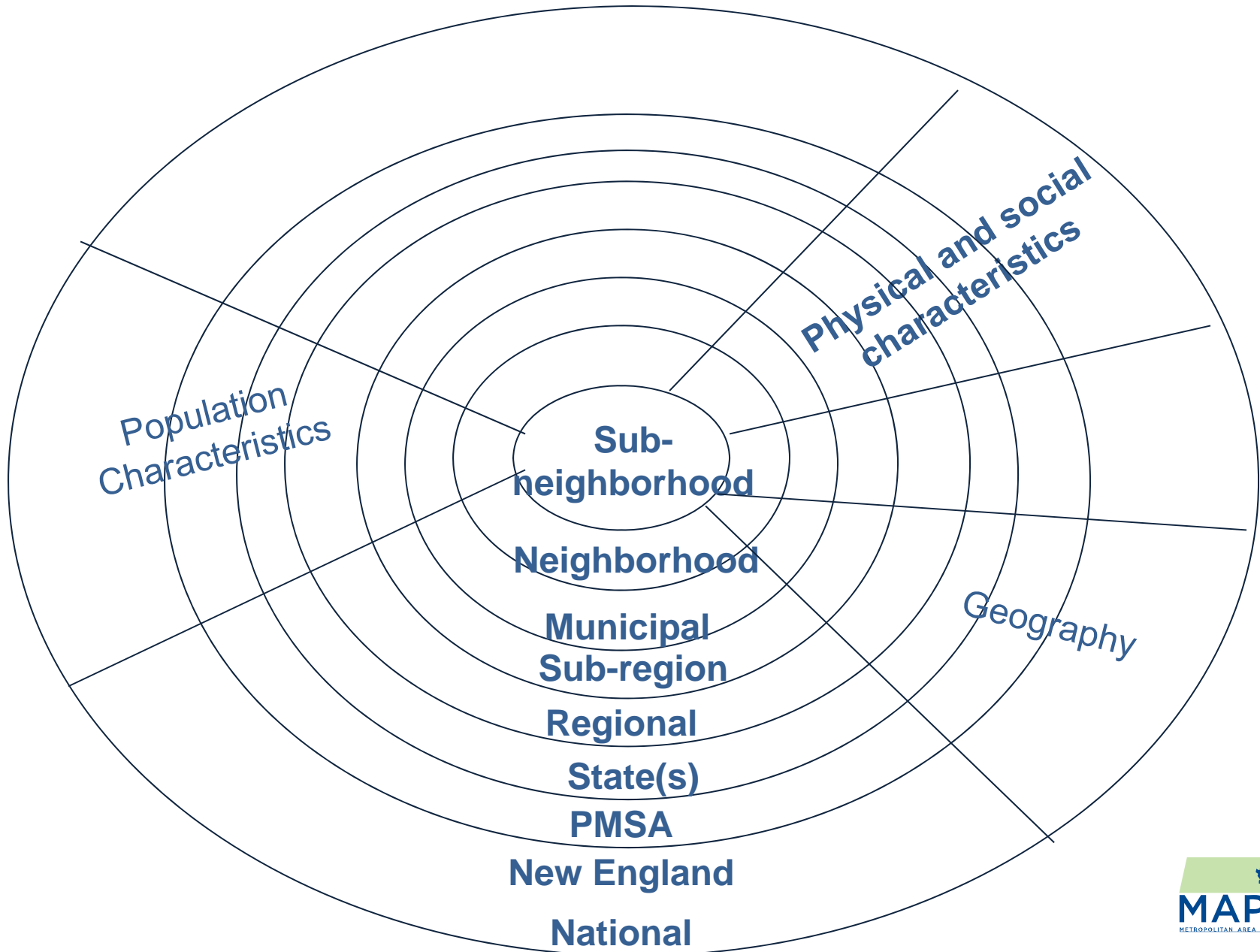


NEIGHBORHOOD DATA TO SUPPORT REGIONAL COLLABORATION AND EQUITY

NESTING INDICATORS





What is MetroFuture?



A vision for the region we want, building on the region's strengths and investing in our residents



65 goals, supported by hundreds of objectives, for Greater Boston in the year 2030



13 implementation strategies, with hundreds of specific recommendations, designed to help the region achieve its goals



A constituency of 5,000 "plan builders" who will work to accomplish the MetroFuture goals



What is “Equity”?

“Equity means all people have full and equal access to opportunities that enable them to attain their full potential.”

- King County, Washington developed this definition



Selected MetroFuture Equity Goals

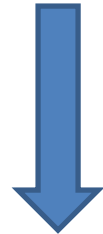
- #15: There will be less regional segregation as all municipalities increasingly reflect Metro Boston's growing diversity.
- #16: Low-income households will be able to find affordable, adequate, conveniently located housing.
- #24: Residents in all communities and of all incomes will have access to affordable, healthy food.
- #38: More minority and immigrant workers will have opportunities to advance on the career ladder, acquire assets, and build wealth.

All the MetroFuture goals are at www.metrofuture.org



Measuring Progress

Goal #23: All neighborhoods will have adequate access to safe and well-maintained parks, community gardens, and appropriate play spaces for children and youth.



Objective: No more than 20% of the region's households will have limited access to open space (less than 50 acres per 1,000 people)



Indicator: Open space per capita

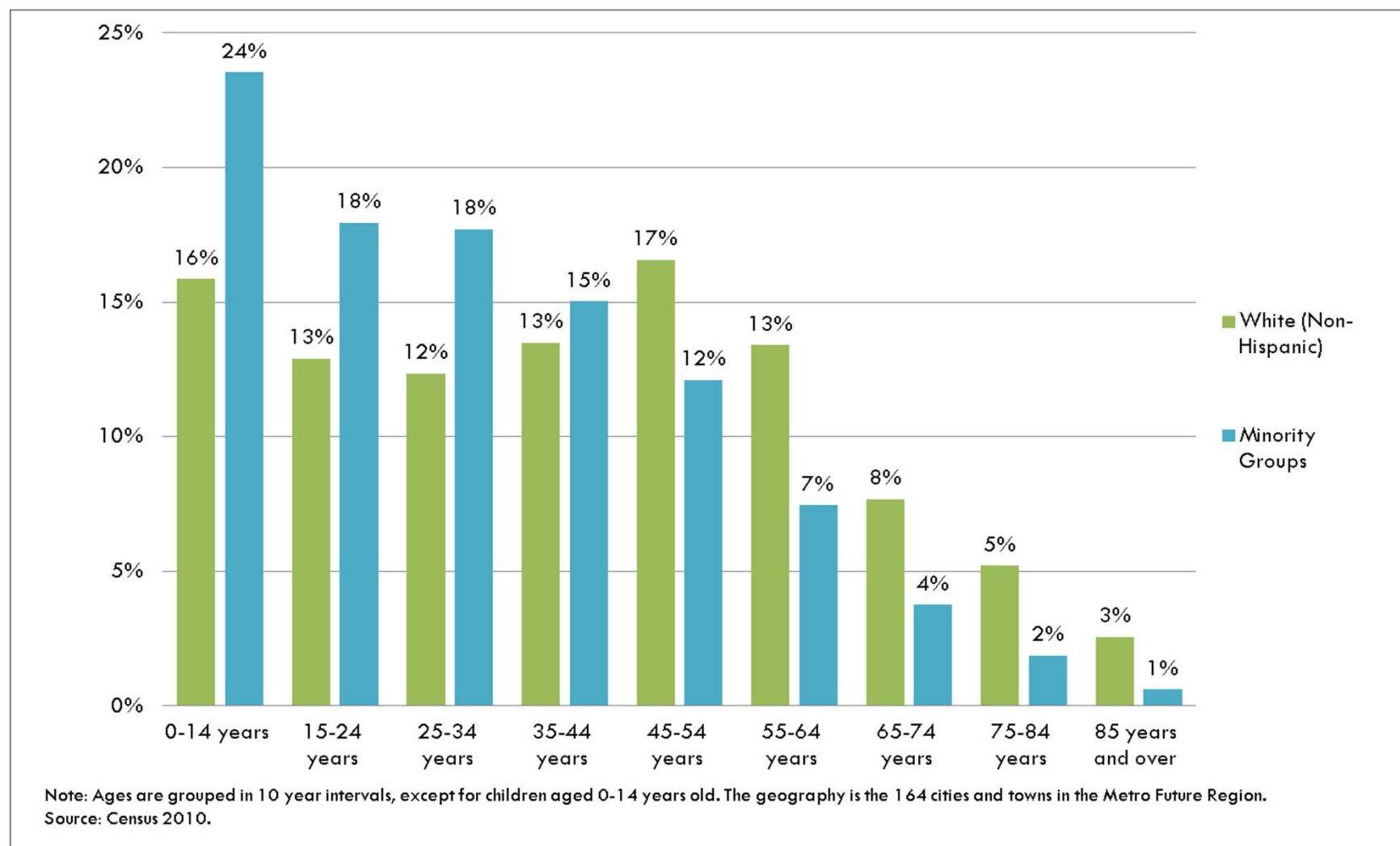
The State of Equity in Metro Boston: Key Findings

For complete findings, visit
www.regionalindicators.org/equity





Demography is Destiny



Inequity Impacts Us All...



Children, as they try to grow up healthy, learn, and play



Teens and Young Adults, as they try to learn, stay safe and out of trouble, and establish independence



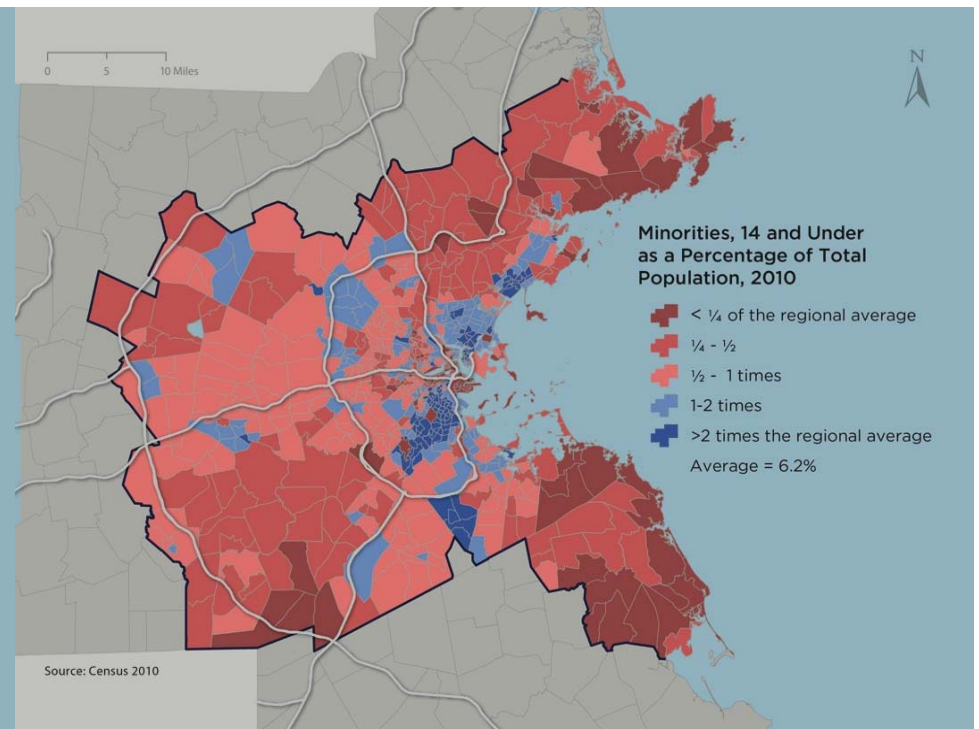
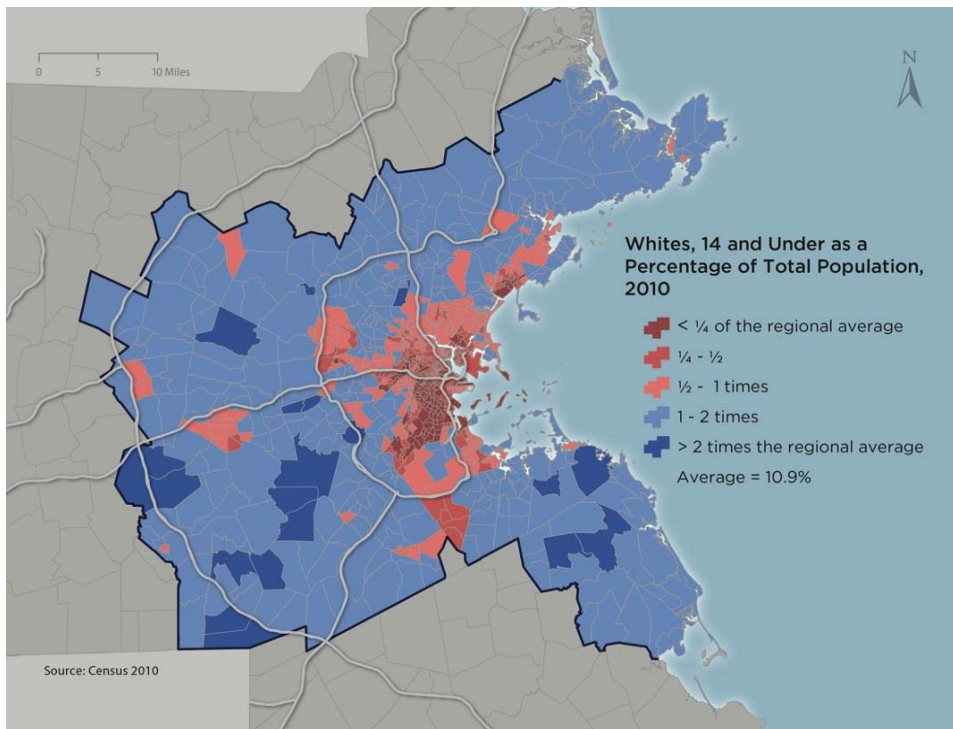
Adults, as they try to make a good living, build a home, and stay healthy



Seniors, as they try to remain active, retire comfortably, and stay connected



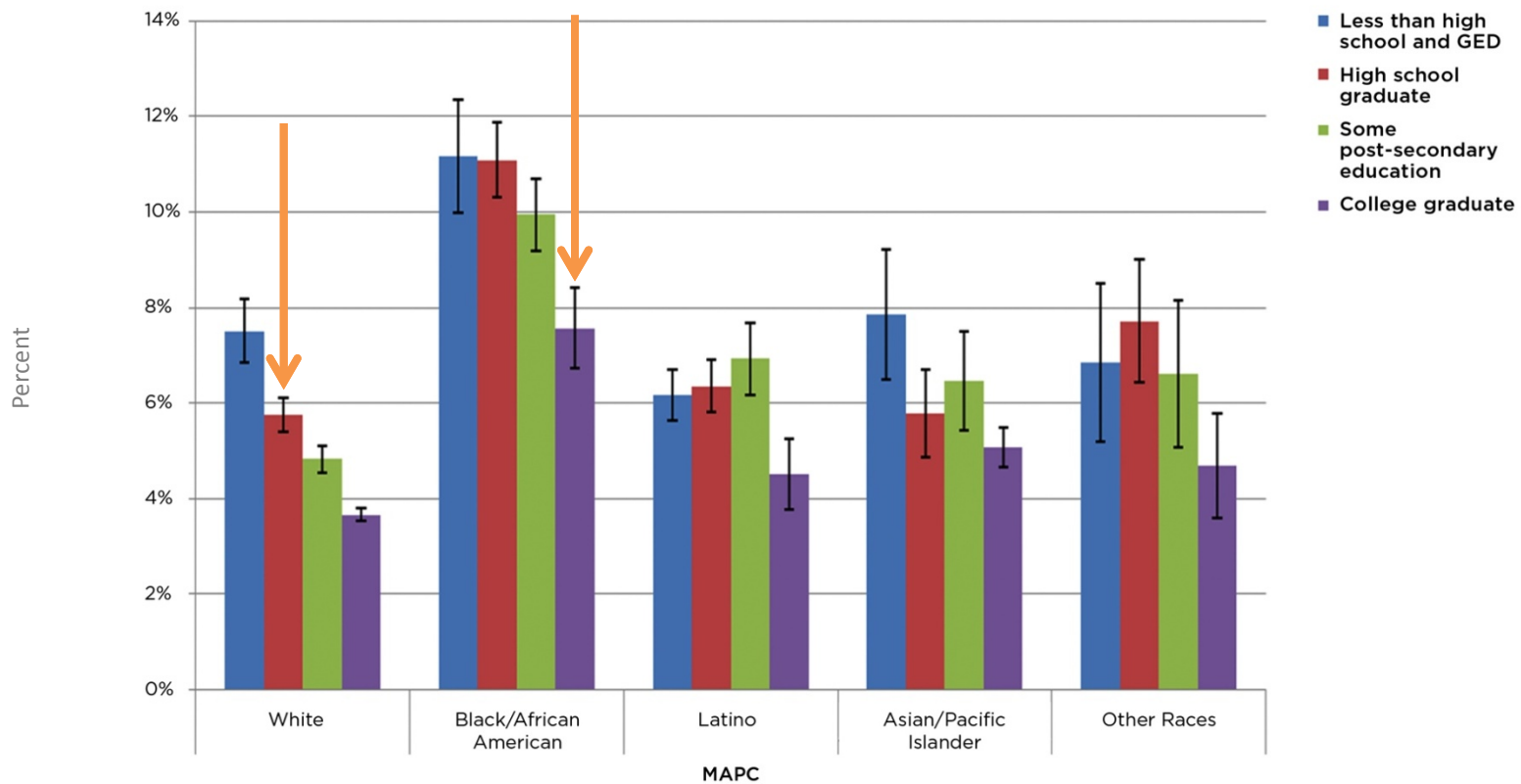
Segregation Among Children



Low Birth Weight









**Low Birth Weight by Race/Ethnicity and Education
MAPC 2003-2007, Singleton Births**



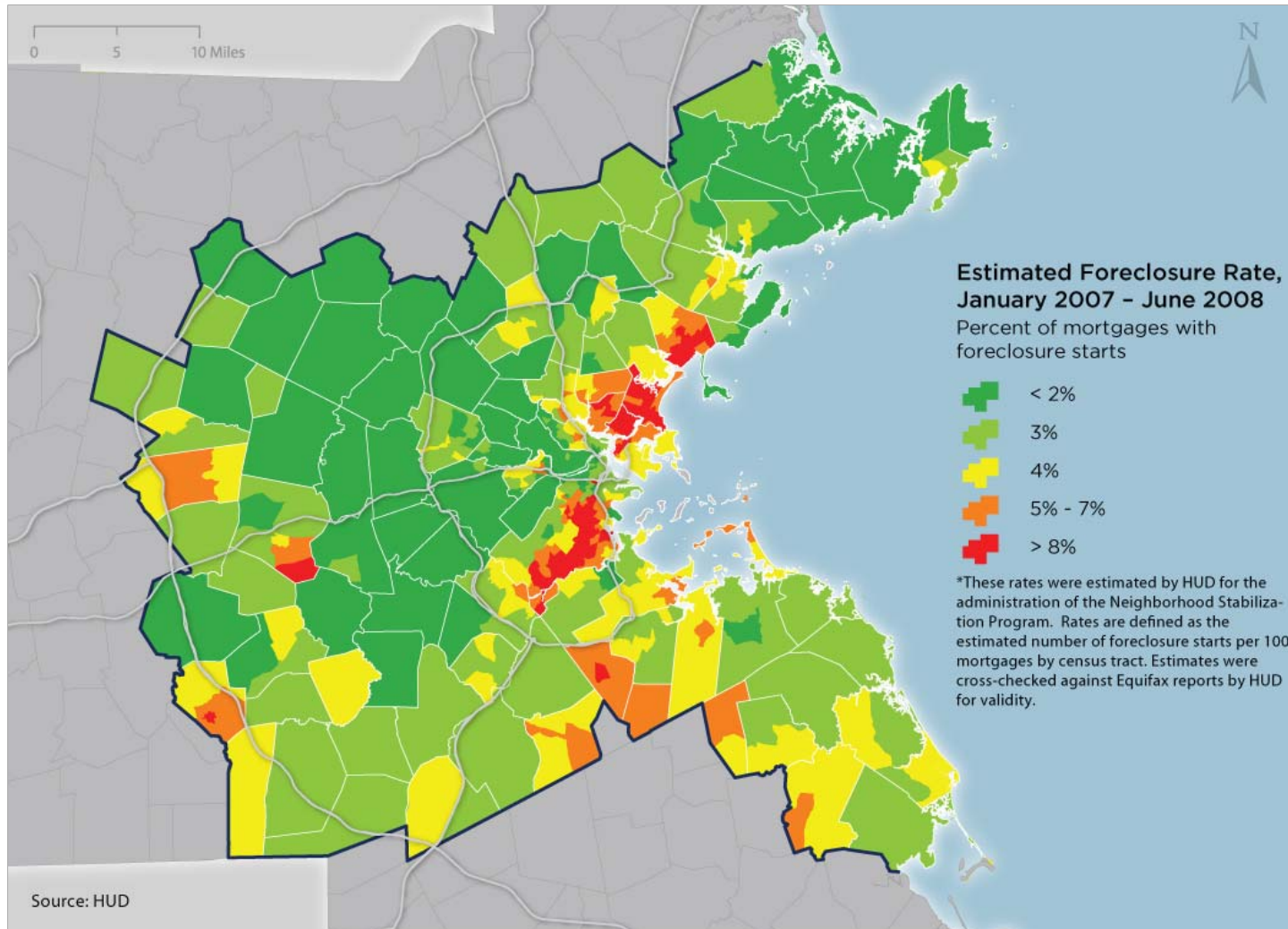
Black bars indicate 90% confidence interval.
Source: MassCHIP Massachusetts Department of Public Health 2003-2007

Inequity Impacts Children



	<p>Low Birth Weight</p>	<p>A Black/African American woman with a college degree is more likely to have an underweight baby than a White woman with a high school education is.</p>
	<p>Youth Asthma Hospitalization Rate</p>	<p>Black/African American youth are hospitalized for asthma at over five times the rate of White youth.</p>
	<p>Open Space per 1,000 Residents</p>	<p>Inner Core communities and Regional Urban Centers have less open space in their neighborhoods (per capita) than do suburban communities.</p>
	<p>Distance to the Nearest Open Space</p>	<p>Much of the Inner Core, many Regional Urban Centers, and some Maturing Suburbs offer residents open space resources within walking or biking distance.</p>
	<p>Attendance of High-Poverty Schools</p>	<p>Nearly three quarters of Black/African American and Latino students attend high-poverty schools, while just over 10% of Whites do.</p>
	<p>3rd Grade English Language Arts MCAS Scores</p>	<p>A gap of nearly 40 percentage points separates White and Black/African American children in third grade reading proficiency rates.</p>

Inequity Impacts Adults



“State of Equity” Moving Forward



State of Equity part 2 will consist of policy recommendations to “bend the trends” towards a more equitable region.

MAPC has completed an internal review of agency priorities, practices, and culture and is implementing changes.

Equity is increasingly informing agency work in other areas, particularly our implementation of *MetroFuture*.



Questions? Comments?

Holly St Clair
Director of Data Services
Metropolitan Area Planning Council

hstclair@mapc.org
617-451-2770 x 2014

