

USING INFORMATION FOR  
COMMUNITY CHANGE

***An Introduction to the  
National Neighborhood  
Indicators Partnership  
(NNIP)***

**Portland NNIP Meeting**  
*February 29 – March 2, 2012*

**LOCAL PARTNERS IN NNIP**

***The defining functions***

- ◆ **Building and operating information systems with integrated and recurrently updated data on neighborhood conditions**
- ◆ **Facilitating and promoting the direct practical use of data by community and city leaders for community building and local policy making**
- ◆ **Emphasizing the use of information to build the capacities of institutions and residents in distressed neighborhoods**



## NNIP Success Requires Three Innovations



### 1) Data and Technology

*People relate to data analysis at the neighborhood level.*

### 2) Institutions

*Long-term and multifaceted interests*

*Positioned to maintain trust of data providers and users*

### 3) Progressive Mission: Information for Change



The Urban Institute / National Neighborhood Indicators Partnership

## Shared Mission:

- ◆ **Democratizing Information**
  - *Facilitate the direct use of data by stakeholders*
- ◆ **Work for many clients**
  - *Technical assistance to nonprofits*
  - *Informing city's service provision*
  - *Market analysis for local retail*
- ◆ **But a central focus on strengthening, empowering low-income neighborhoods**
- ◆ **Information as a bridge for collaboration among residents, public agencies, nonprofits, businesses**



The Urban Institute / National Neighborhood Indicators Partnership

## Obligations to the NNIP Partnership:

- ◆ Continue to meet NNIP standards at home
  - *Perform the basic NNIP functions in full*
- ◆ Submit documentation on accomplishments/lessons
  - *Twice per year – data holdings, analysis, dissemination*
- ◆ Participate actively in work of the Partnership
  - *Best efforts to attend all meetings, conferences, workshops*
  - *Make presentations to partners, participate in peer learning*
  - *Participate in network planning for specific issues*
- ◆ Promote NNIP principles
  - *Note and promote affiliation with NNIP and its principles in local work and professional activities*



The Urban Institute / National Neighborhood Indicators Partnership

## INDICATORS IN ACTION

### Data Driven Organizing in Pittsburgh's Homewood Children's Village



*Thanks to Samantha Teixeira & Dr. John Wallace, Jr.  
and Bob Gradeck for slides and story*



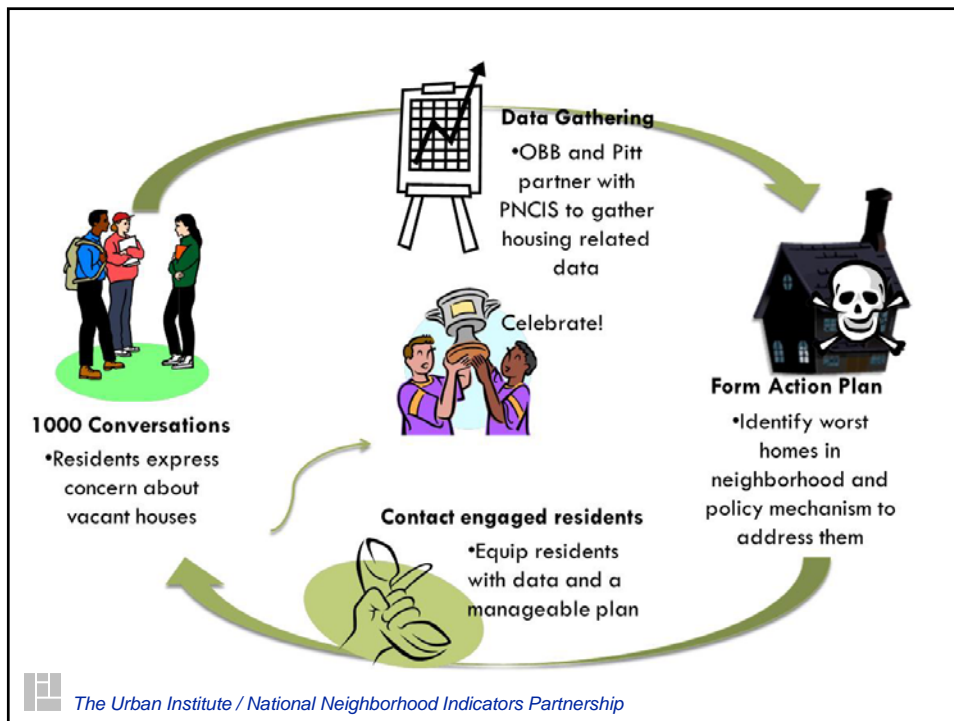
The Urban Institute / National Neighborhood Indicators Partnership

## The Village

- ◆ Adapting the Harlem Children's Zone model
- ◆ HCZ pillars
  - *Community building*
  - *Evidence based programs*
  - *Scale*
  - *Evaluation*
- ◆ Property issues are a key aspect of Homewood's challenges



The Urban Institute / National Neighborhood Indicators Partnership



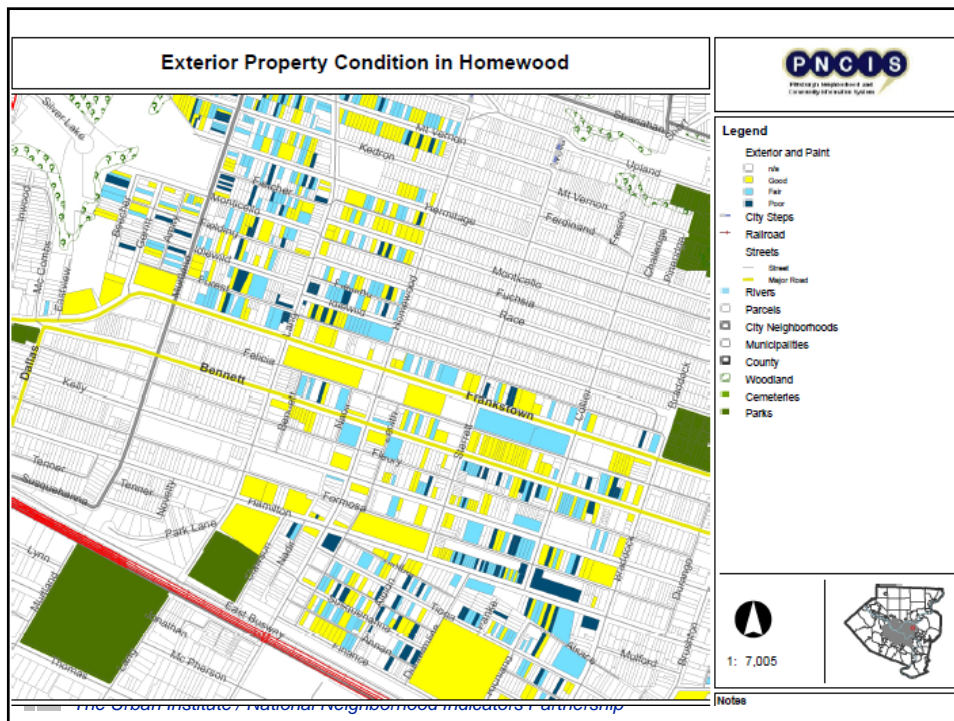
The Urban Institute / National Neighborhood Indicators Partnership

# PNCIS Partnership in HCV Neighborhood Assessment

- ◆ Research Review & Design
- ◆ Data Integration
- ◆ Data Visualization: MAPS!
- ◆ Training
- ◆ Policy Action



 The Urban Institute / National Neighborhood Indicators Partnership



## Data Driven Organizing: Homewood's Dirty Thirty

- ◆ Used joint database to identify worst properties in the neighborhood
- ◆ Mobilized residents to call the 311 Response Line and advocate for boarding up the properties
- ◆ 23 of 30 properties were boarded up, torn down, or improved within a month



The Urban Institute / National Neighborhood Indicators Partnership

# Before



The Urban Institute / National Neighborhood Indicators Partnership

# After



The Urban Institute / National Neigh

## Impact

- ◆ **Bringing resources back to the neighborhood to help children and families**
- ◆ **Improving quality of built and physical environment**
- ◆ **Strengthen residents' capacity for action**
- ◆ **Making the neighborhood a safer place for children**



The Urban Institute / National Neighborhood Indicators Partnership

## **INDICATORS IN ACTION:**

### **Using Neighborhood Indicators to Identify Need for Youth Services in Indianapolis**



 The Urban Institute / National Neighborhood Indicators Partnership

## **Marion County Commission on Youth**

### ***EIP Goal:***

Reduce the number of children entering the county's child welfare and juvenile justice systems by improving the coordination of youth services in Marion County.

### ***Co-location of Services:***

Organizations serving youth and families in Marion County will partner with community organizations, such as neighborhood centers, schools and churches, to offer various supportive services at common access points.



 The Urban Institute / National Neighborhood Indicators Partnership

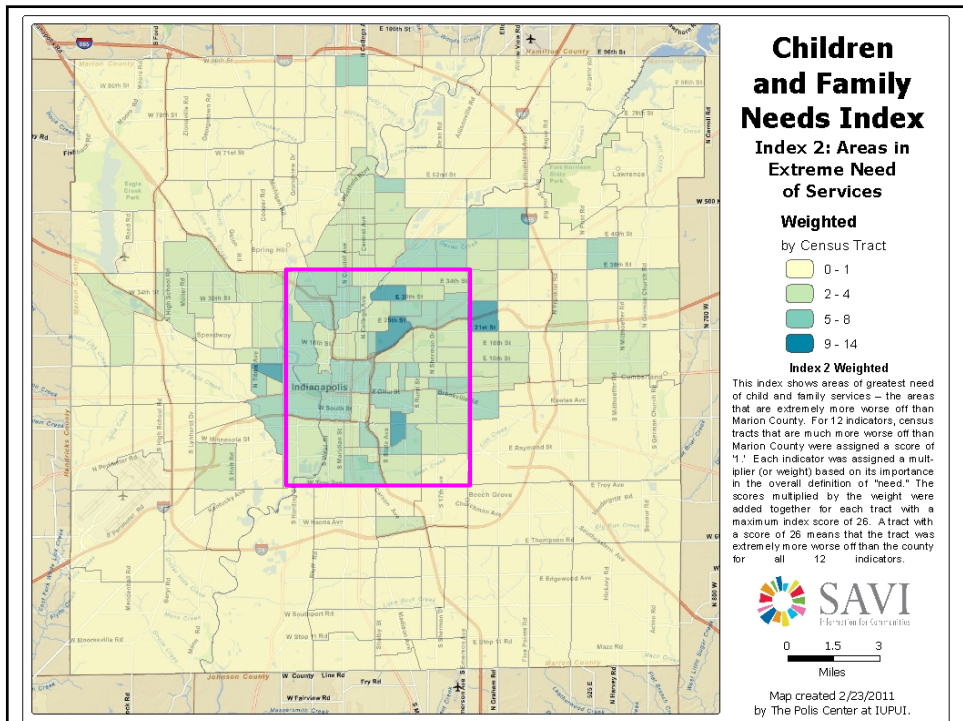
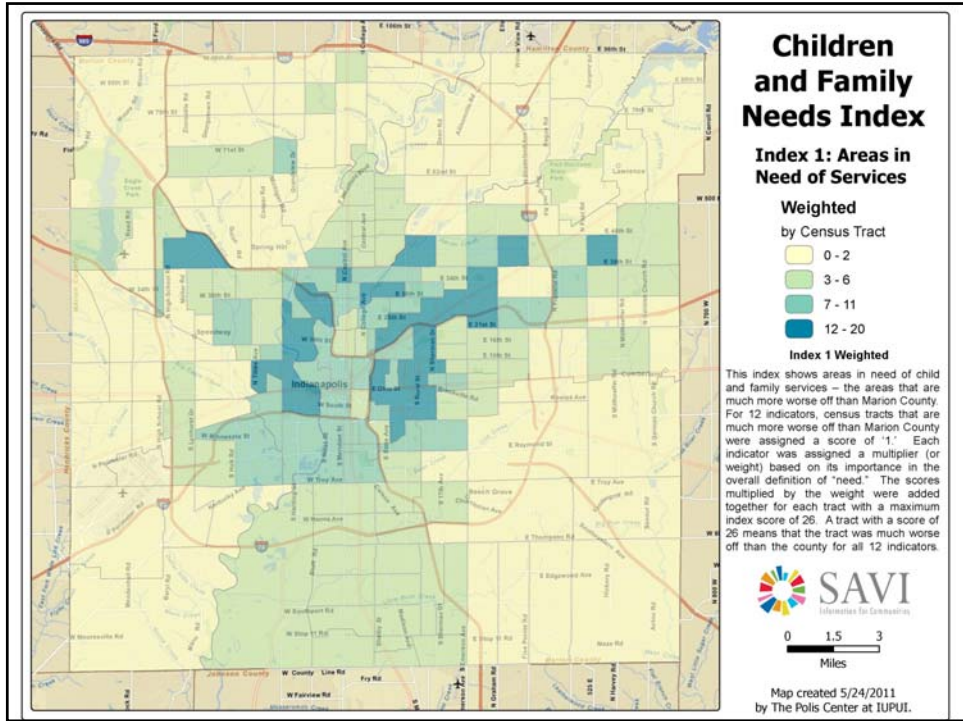


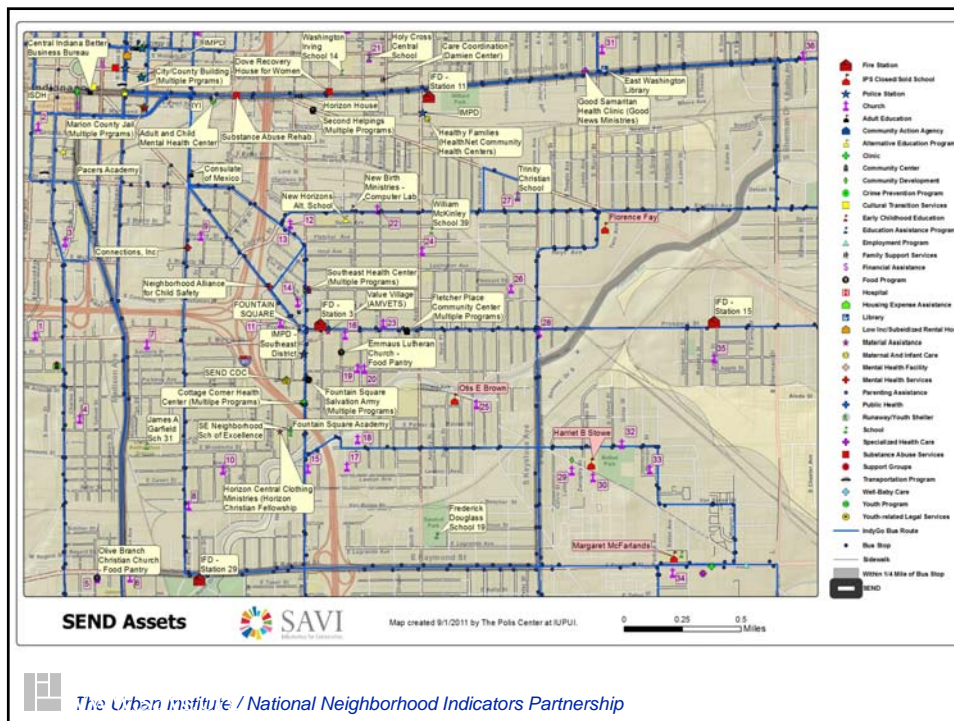
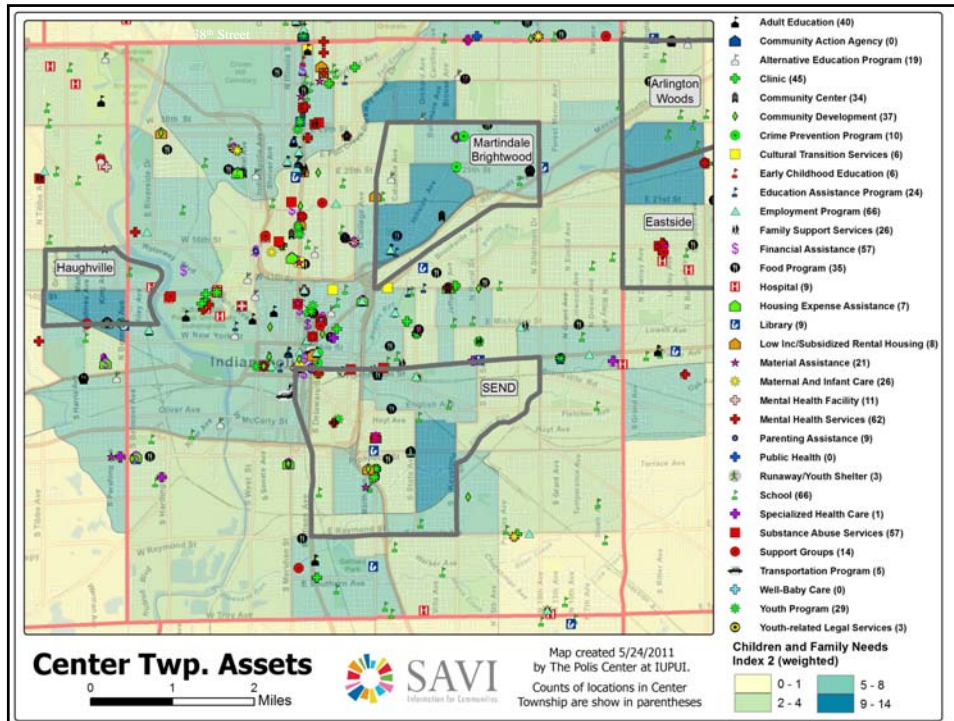
## Vulnerability Index: Needs Indicators

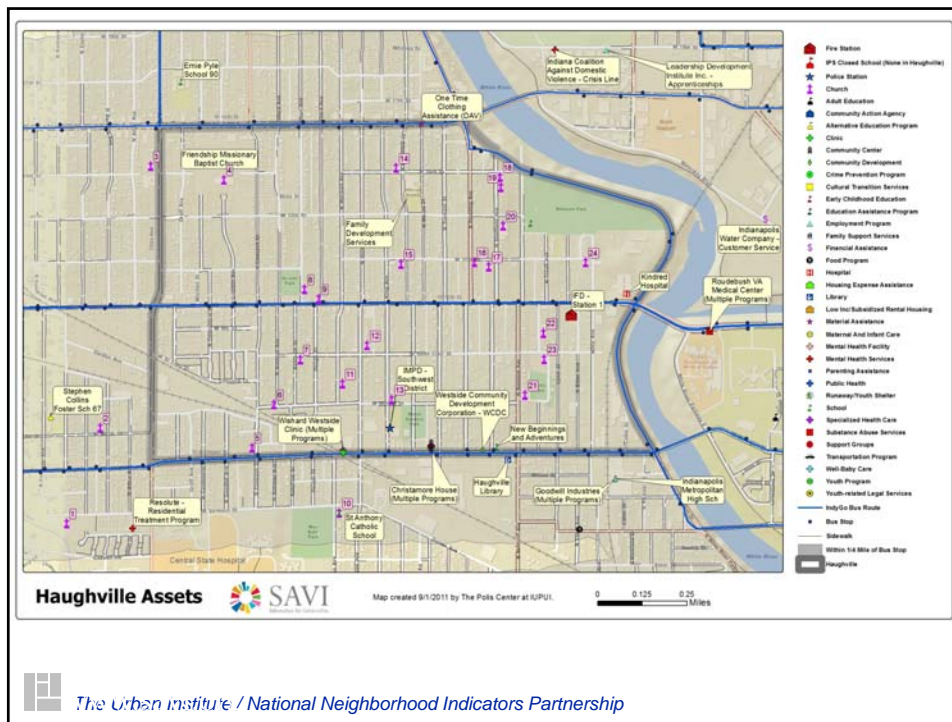
	<u>Include</u>	<u>Weight</u>	
✓ Single Parent Families	1	3	} = <b>Index Value</b>
✓ Economy - Unemployment	1	2	
<input type="checkbox"/> Economy - Poverty	0	3	
✓ Education – Less than HS Diploma	1	2	
✓ Education – Attendance	1	3	
<input type="checkbox"/> Health - Teen Births	0	2	
<input type="checkbox"/> Health - Births with no Prenatal Care	0	2	
✓ Health - Low Weight Births	1	3	
<input type="checkbox"/> Housing – Subsidized Housing	0	1	
<input type="checkbox"/> Public Assistance – Food Stamps	0	1	
✓ Public Safety – Adult Crimes	1	2	
✓ Public Safety – Juvenile Charges	1	2	

## Vulnerability Index









## National Neighborhood Indicators Partnership (NNIP)

- ◆ Collaborative effort since June 1995
  - First meeting of UI and first six local intermediaries to discuss partnership
  - Atlanta, Boston, Cleveland, Denver, Oakland, Providence
  - Several funded in 1980s by Jim Gibson through Rockefeller’s Community Planning and Action Projects
- ◆ June 1996 – UI assessment completed, report published, partnership funded

## National Neighborhood Indicators Partnership (NNIP)

1997: Washington, D.C.

1999: Baltimore, Indianapolis, Miami, Milwaukee, Philadelphia

2002: Camden, Chattanooga, Des Moines, Los Angeles, Louisville, New Orleans, Sacramento

2003: Seattle, Hartford

2004/2005: Nashville, Chicago, Columbus, Dallas, Memphis

2006/2007: Grand Rapids, New York, Minneapolis

2008/2009: New Haven, Pittsburgh, St. Louis, Detroit

2010: Portland, Kansas City, San Antonio

2012: Austin ... And more to come



The Urban Institute / National Neighborhood Indicators Partnership

## *NNIP Leadership* MANAGEMENT AND DEVELOPMENT

### 2012 Executive Committee

*Dave Bartelt, Philadelphia*  
*Phyllis Betts, Memphis*  
*Todd Clausen, Milwaukee*  
*Matthew Kachura, Baltimore*  
*Kurt Metzger, Detroit*  
*Steve Spiker, Oakland*

### Executive Committee Duties

- ◆ Plan partnership activities
- ◆ Monitor performance of activities
- ◆ Review/determine policies of the partnership



The Urban Institute / National Neighborhood Indicators Partnership

## **JOINT WORK PROGRAM – NNIP PARTNERSHIP**

- ◆ Advance the state of practice
  - 1. Informing local policy initiatives*
  - 2. Developing tools and guides*
- ◆ Build/strengthen local capacity
  - 3. Developing capacity in new communities*
  - 4. Services to an expanding network*
- ◆ Influence national context/partnering
  - 5. Leadership in building the field*



The Urban Institute / National Neighborhood Indicators Partnership

## **NNIP MILESTONES**

- ◆ 1999 – cross-site work on welfare reform complete, first guides/reports published
- ◆ 2003 – cross site work on health complete, expand role of Executive Committee
- ◆ 2006 – cross-site initiative on parcel-level data systems complete
- ◆ 2007 – cross-site work on prisoner reentry complete, school readiness & success project begun
- ◆ 2008 – Launched work on foreclosures, continued work on school readiness and indicators
- ◆ 2009 – Children and foreclosures and Shared Indicators projects begun
- ◆ 2010 – School readiness project completed
- ◆ 2011 – Children and foreclosures project completed, launched new website!



The Urban Institute / National Neighborhood Indicators Partnership

## CURRENT FUNDING

### Annie E. Casey Foundation

- General Support/Meeting Costs
- Cross-site school readiness and success initiative (recently)

### John D. and Catherine T. MacArthur Foundation

- Support for the Sustainable Communities Initiative
- Grant for book on *Information and Community Change*
- Support for Shared Indicators Initiative
- New grant to explore NNIP's role in the Open Data movement

### Open Society Foundations

- Grant to study effects of foreclosure on public school children in New York, Baltimore and DC

### McKnight Foundation

- Support for planning for local data in Shared Indicators Initiative



The Urban Institute / National Neighborhood Indicators Partnership

## Stay in touch

Email Amos at [abudde@urban.org](mailto:abudde@urban.org) to join groups.

For everyone

- ◆ NNIPNews – general listserv for anyone interested in Neighborhood Indicators
- ◆ Website – [www.neighborhoodindicators.org](http://www.neighborhoodindicators.org)

For partners

- ◆ “Partners-only” access to web site – sites can add own users
- ◆ NNIP “Key Partners List” – UI distribution list for partner business/announcements
- ◆ NNIP Google Group – Partner and UI staff discussion group



The Urban Institute / National Neighborhood Indicators Partnership

## Contact information

Tom Kingsley: [tkingsle@urban.org](mailto:tkingsle@urban.org)  
202-261-5585

Kathy Pettit: [kpettit@urban.org](mailto:kpettit@urban.org)  
202-261-5670

Leah Hendey: [lhendey@urban.org](mailto:lhendey@urban.org)  
202-261-5856



The Urban Institute / National Neighborhood Indicators Partnership