



# READING IN HAMILTON COUNTY 2003

## SOUTHEAST TENNESSEE INFORMATION SERVICE ADVISORY BOARD

**Tim Andrews**, Community Research Council  
**Ron Blankenbaker**, UT College of Medicine  
**Victor Bryant**, Community Activist  
**Fred Carr**, Hamilton County Department of Education  
**Dan Challenger**, Public Education Foundation  
**Peter T. Cooper**, Community Foundation of Greater Chattanooga  
**Eva Dillard**, United Way of Greater Chattanooga  
**David Eichenthal**, City of Chattanooga  
**John Hayes**, Chattanooga Housing Authority  
**Mai Bell Hurley**, United Way of Greater Chattanooga - Invest in Children  
**Jackie Jolley**, Department of Children's Services  
**Mark Keil**, City of Chattanooga  
**Kirk Kelly**, Hamilton County Department of Education  
**Susan Kirk**, Department of Human Services  
**Shawn Kurrelmeier-Lee**, Public Education Foundation  
**Yuen Lee**, Regional Planning Agency  
**Sarah Morgan**, Lyndhurst Foundation  
**Jack Murrah**, Lyndhurst Foundation  
**BettyLynn Smith**, Community Impact  
**Brian Turner**, Hamilton County  
**Deb Vaughan**, Public Education Foundation

## ACKNOWLEDGEMENTS

The development of this report was itself a community effort. SETNIS received guidance initially from its advisory board and subsequently from a broad range of experts in literacy, data analysis, and related subjects.

The SETNIS advisory board provided incisive guidance that began with its recommendation to focus on reading for SETNIS' first project. Throughout the course of the reading project, the SETNIS advisory group gave its time and cogent advice.

We wish to acknowledge the special cooperation of Mr. Fred Carr and the Hamilton County Department of Education for its cooperation in providing the test results that were used to examine reading for kindergartners as well as children in grades three and eight.

We are indebted to Dr. Richard Pargament of Metis Associates whose contributions to the content, organization, and accuracy of this report were invaluable.

In addition, Debra Vaughan, Public Education Foundation, Barbara Layman, Hamilton County Health Department, Yuen Lee, Regional Planning Agency, and Clint Smullen, UTC offered invaluable guidance and insight.

Finally, we are so grateful to the tireless efforts of Rachel Hawkins in the assembly and analysis of data and the preparation of maps. Of course, all errors and omissions are the responsibility of the authors.



## SOUTHEAST TENNESSEE INFORMATION SERVICE

THE "DEMOCRATIZATION" OF INFORMATION IN SOUTHEAST TENNESSEE

SETNIS is the Southeast Tennessee Neighborhood Information Service. It was founded in 2001 with grants from the Lyndhurst Foundation, the Public Education Foundation, and Community Impact. SETNIS is housed at the Community Research Council and at the Center for Excellence in Computer Applications, at the University of Tennessee, Chattanooga. The Community Foundation of Greater Chattanooga provides financial administration and oversight.

SETNIS was set up for the purpose of acquiring, organizing and writing about data on Southeast Tennessee, and assisting a broad range of customers to make effective use of the information that SETNIS acquires.

One of the most difficult aspects of using data for any purpose is collecting it and organizing it. Many organizations and community groups must often make do with old information or inadequate information because they lack the resources, expertise and available time to secure the data they need. SETNIS intends to solve that problem by establishing a repository of useful community-oriented data that will be accessible to a broad range of organizations both public and private. SETNIS will acquire more and more data as the years go by, so that information regarding trends and progress will become available.

SETNIS will be much more than a data repository. SETNIS was set up to provide assistance in using its repository. SETNIS staff will be able to help in a range of areas related to data utilization, including data extraction, statistical analysis, geographical information systems, and interpretation and presentation of findings.

We at SETNIS anticipate that the data we make available will be used for planning, proposal development, advocacy, needs assessment, policy analysis, economic development, program evaluation and much much more.

Our customers will include community-based organizations, government agencies, the business community, and the philanthropic community.

SETNIS is still under development, but there has already been much progress. SETNIS was admitted to the National Neighborhood Indicators Partnership (NNIP), a consortia of organizations in cities throughout the United States that are dedicated to the maintenance and dissemination of information on the human condition in their respective communities. You may read all about NNIP by visiting its website - [www.urban.org/nnip](http://www.urban.org/nnip)

SETNIS is proud to present its very first report, which is about literacy in the communities of Hamilton County. We sincerely hope that this report provokes questions and informed conversation about literacy in our communities. If the report just collects dust on your bookshelf, then SETNIS hasn't fulfilled its mission.

**Teletha McJunkin**, BSW, MPA  
Community Research Council

**Dr. Clinton Smullen**  
Center for Excellence in Computer Applications

Blank

# READING

## IN HAMILTON COUNTY

# 2003



Teletha L. McJunkin  
SETNIS Director  
Community Research Council

Ione Farrar  
Director of Research  
Community Research Council

Community Research Council  
Funded in part by *United Way of  
Greater Chattanooga*

The Southeast Tennessee Information  
Service (SETNIS) is a partnership between  
the *Community Research Council* and the  
*University of Tennessee at Chattanooga*.

SETNIS is funded in part by the *Lyndhurst  
Foundation*, *Community Impact*, and the  
*Public Education Foundation*. SETNIS is fis-  
cally managed by the *Community Foundation  
of Greater Chattanooga*.



-NNIP is a program of the Urban Institute

### TABLE OF CONTENTS

FOREWARD	iii
EXECUTIVE SUMMARY	1
COMMUNITIES AND READING	7
READING ACROSS THE COUNTRY	49
APPENDICES	61
GEOGRAPHY	62
METHODOLOGY	63
COMMUNITY RANKS AND DEMOGRAPHICS	68
COMMUNITY RANKS AND READING ASSETS	69
CHATTANOOGA NEIGHBORHOODS	70
CITY COUNCIL DISTRICTS	71
COUNTY COMMISSION DISTRICTS	72
READING ASSETS - BY COMMUNITY	73
READING ASSETS - ALPHABETICALLY	81
END NOTES	86

Blank□

# FOREWORD

In 2002, members of the *Southeast Tennessee Information Service* (SETNIS) Advisory Board discussed the need for comprehensive, community-based information on reading deficiency, which could serve as a foundation for addressing reading deficiency issues in Hamilton County.

SETNIS staff was enlisted to produce the first edition of **Reading in Hamilton County**. It is the intent of SETNIS to prepare a report on reading each year, with the objective of tracking change in reading deficiency levels. Findings are examined for kindergarten, third grade, eighth grade, and adults for communities throughout the county. The first objective for the report is to inform community members, policy makers, the philanthropic community and literacy professionals about the state of reading deficiency throughout our county.

SETNIS was set up to develop and disseminate information that leads to meaningful change in our community. Some of the purposes for which this report might be used include the following. Community members can locate reading assets in their community. Policy makers will have information available to them when considering the effects on reading and literacy of present policies and resource allocations. The philanthropic community will be able to target reading/literacy funding to the areas of greatest need, and literacy service providers will have a greater understanding of gaps in service.

SETNIS plans to maintain a database on reading deficiency, which will be used to prepare an annual report. As additional years of findings are added to the database, SETNIS will be able to report on trends - both positive and negative - with respect to reading and reading deficiency. Are conditions improving or getting worse? That will become an answerable question. At SETNIS, our work will also include the identification of factors and conditions associated with reading deficiency, and we will identify the barriers to solving the reading problem. Gaps in services offered should be identified, so we will obtain and organize information about providers, types of services offered, and capacity to serve communities.

This report consists of three main sections: (1) *Communities and Reading*, (2) *Reading Across the County*, and (3) *Appendices*. Each section will be updated annually as new information becomes available.

*Communities and Reading* examines demographic and reading data for 39 separate communities (See Appendix A) in Hamilton County, along with a map of the community that identifies the community's reading assets (where they exist).

*Reading Across the County* examines the countywide distribution of reading deficiency for kindergarten, third grade, eighth grade, and adults.

The *Appendices* section includes an explanation of how Hamilton County was defined geographically for the purposes of this report; a detailed explanation of the methodology used for this report; a detailed list of reading assets, by community; demographic reference tables; and supplemental reference maps.

Blank



# EXECUTIVE SUMMARY

*That there should be one man die ignorant when he had the capacity for knowledge, this I call a tragedy - Thomas Carlyle*

Reading failure begins early, takes root quickly, and affects people for life. While absolute levels of illiteracy have not declined significantly in the past few decades, the demand for greater literacy has increased due to our increasingly complex technological society.<sup>1</sup> In order "to be employable in the modern economy, high school graduates need to be more than merely literate. They must be able to read challenging material, to perform sophisticated calculations, and to solve problems independently. The demands are far greater than those placed on the vast majority of schooled literate individuals a quarter-century ago."<sup>2</sup>

READING FAILURE BEGINS EARLY,  
TAKES ROOT QUICKLY, AND AFFECTS  
PEOPLE FOR LIFE.

Illiteracy has significant consequences for both the individual and the community. Illiterate men and women have lower wages, limited opportunities, a lower quality of life, and they experience depression and chemical dependency at higher rates than literate men and women. High rates of illiteracy in a community are associated with higher unemployment rates, greater dependence on social welfare programs, higher crime rates, and poor health, the costs of which are passed on to society and the taxpayers.

This report provides findings for age groups ranging from kindergartners to adults. Different measures were necessarily used for different age groups. For kindergartners, a pre-literacy test of school readiness is used. Findings for third and eighth grade students are based on a nationally normed standardized test of reading. Findings for adults are based on estimates of literacy, as fully described in Appendix B.

For each age group examined in this report - kindergarten, third grade, eighth grade and adults - the measures used in this project needed to be age-appropriate and available. The measure used for kindergartners is an indication of children's readiness to learn in school.

The third and eighth grade measures are an indication of children's reading achievement in relation to other third and eighth graders throughout the country. The measure for adults is based on standard procedures for estimating adult literacy.

To facilitate interpretation of findings across these different measures, the term reading deficiency is used throughout this report to refer to scores or levels of performance on any of the measures that fall below a set performance threshold.

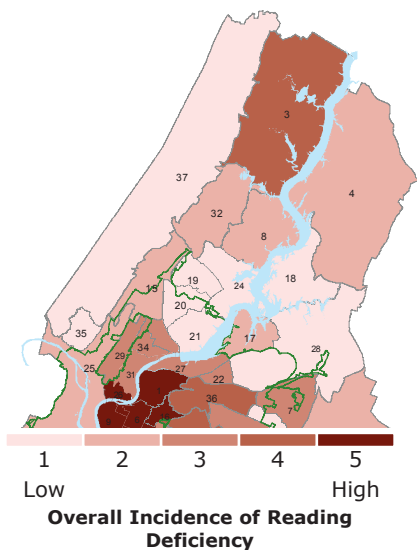
TO BE EMPLOYABLE IN THE MODERN  
ECONOMY, HIGH SCHOOL GRADUATES  
NEED TO BE MORE THAN MERELY  
LITERATE. THEY MUST BE ABLE TO  
READ CHALLENGING MATERIAL, TO  
PERFORM SOPHISTICATED  
CALCULATIONS, AND TO SOLVE  
PROBLEMS INDEPENDENTLY.

# EXECUTIVE SUMMARY

The findings on reading have been organized as a series of ranks. A rank of one through five has been assigned to each of 39 separate communities in Hamilton County (see appendices A and B). A rank of one represents the lowest incidence of reading deficiency and a rank of five represents the highest incidence of reading deficiency.

Using this scale, the status of each community's level of reading deficiency has been shown for kindergarten, third, and eighth grade public school\* students, and also for adults. Based on the community ranks assigned for each of these populations, a composite or overall rank was calculated for each community, which is a cross-population indicator of reading deficiency in the community.

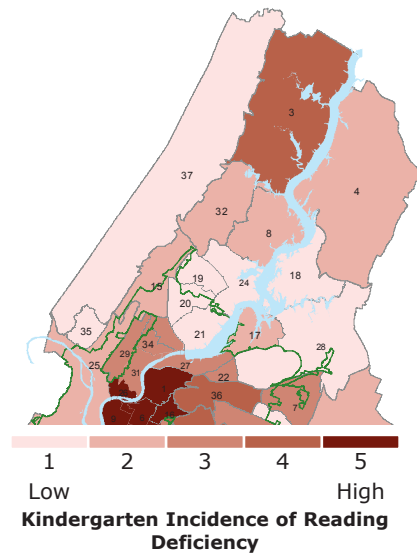
The highest incidence of *overall* reading deficiency is concentrated in the inner-city and inner-ring suburbs, with the notable exception of the Bakewell community, which is a rural community located in northern Hamilton County.



\*Approximately 25% of school children attend private or parochial school in Hamilton County.

## KINDERGARTEN

Countywide, 610 kindergarten students (27% of 2,296) were considered not ready-to-learn upon entering kindergarten.



The five communities with the highest incidence of kindergarten reading deficiency are:

- ♦ Amnicola/East Chattanooga (53%)
- ♦ Bushtown/Highland Park (47%)
- ♦ Downtown/MLK/Southside/Westside (52%)
- ♦ Ridgedale/Oak Grove/Clifton Hills (61%)
- ♦ St Elmo/Alton Park/East Lake (54%)

The communities with the lowest incidence of kindergarten reading deficiency are:

- ♦ Brainerd (13%)
- ♦ East Brainerd (11%)
- ♦ East Ridge (Community Number 13) (9%)
- ♦ Harrison (Community Number 18) (8%)
- ♦ Hixson (Community Number 20) (12%)
- ♦ Lake Hills/Bonny Oaks (11%)
- ♦ Ooltewah/Summit (4%)
- ♦ Soddy Daisy (0%)
- ♦ Town of Signal Mountain (8%)
- ♦ Walden/Mowbray/Flat Top (3%)
- ♦ Westview (13%)

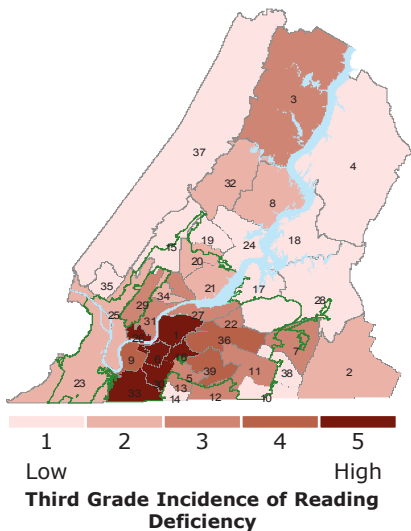
# EXECUTIVE SUMMARY

The importance of kindergarten readiness is well documented. Most of the reading problems faced by adolescents and adults are the result of problems that could have been avoided in the early childhood years. According to the National Research Council,

"Reading readiness has been shown to have a high correlation with reading ability: children who lack reading readiness at school entry have a harder time learning to read in the primary grades. This has been found in prediction studies since 1950."<sup>3</sup>

## THIRD GRADE

Countywide, 835 third grade students (29% of 2,875) are considered reading deficient based on standardized reading scores.



The communities with the highest incidence of third grade reading deficiency are:

- ♦ Amnicola/East Chattanooga (64%)
- ♦ Bushtown/Highland Park (64%)
- ♦ Glenwood/Eastdale (63%)
- ♦ North Chattanooga/Hill City (53%)
- ♦ Ridgedale/Oak Grove/Clifton Hills (58%)
- ♦ St Elmo/Alton Park/East Lake (55%)

The communities with the lowest incidence of third grade reading deficiency are:

- ♦ Birchwood (14%)
- ♦ East Brainerd (14%)
- ♦ East Ridge (Community Number 14) (15%)
- ♦ Falling Water/Mtn Creek (15%)
- ♦ Harrison (Community Number 17) (14%)
- ♦ Harrison (Community Number 18) (9%)
- ♦ Hixson (Community Number 19) (12%)
- ♦ Middle Valley (10%)
- ♦ Ooltewah/Summit (11%)
- ♦ Town of Signal Mountain (4%)
- ♦ Tyner/Dalewood (3%)
- ♦ Walden/Mowbray/Flat Top (11%)

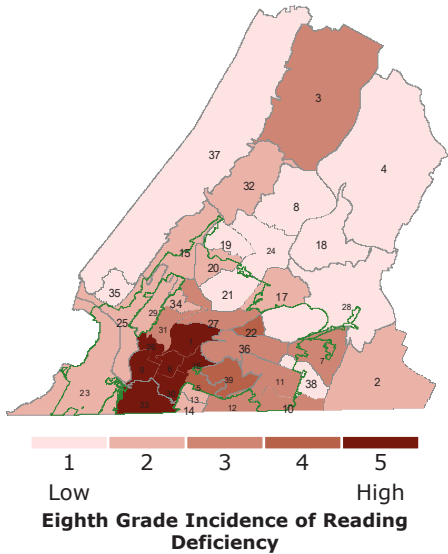
Third grade is a pivotal year with regard to literacy. Up until the third grade, students are learning how to read. Beginning in fourth grade they are reading in order to learn. Their ability to read and comprehend must be adequately developed in order to "analyze, critique, abstract, and reflect on text."<sup>4</sup> According to the National Research Council,

"Academic success, as defined by high school graduation, can be predicted with reasonable accuracy by knowing someone's reading skill at the end of grade 3. A person who is not at least a modestly skilled reader by the end of third grade is quite unlikely to graduate from high school."<sup>5</sup>

# EXECUTIVE SUMMARY

## EIGHTH GRADE

Countywide, 726 eighth grade students (27% of 2,706) are considered reading deficient based on standardized reading scores.



The communities with the highest incidence of reading deficiency within their eighth grade student population are:

- ♦ Amnicola/East Chattanooga (68%)
- ♦ Bushtown/Highland Park (62%)
- ♦ Downtown/MLK/Southside/Westside (67%)
- ♦ Glenwood/Eastdale (54%)
- ♦ Ridgedale/Oak Grove/Clifton Hills (56%)
- ♦ St Elmo/Alton Park/East Lake (52%)

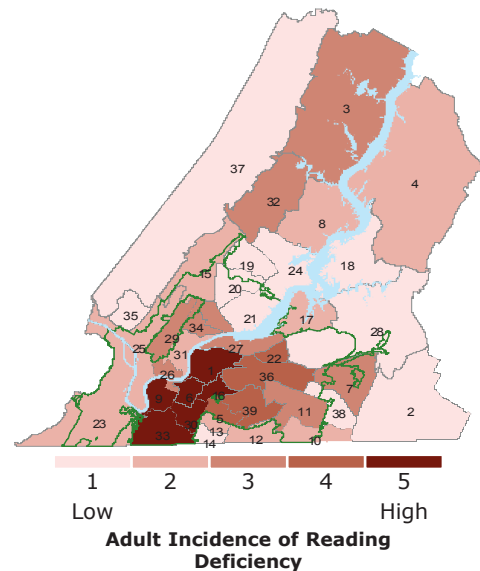
The communities with the lowest incidence of reading deficiency within their eighth grade student population are:

- ♦ Birchwood (9%)
- ♦ Dallas Bay (11%)
- ♦ Harrison (Community Number 18) (10%)
- ♦ Hixson (Community Number 19) (8%)
- ♦ Hixson (Community Number 21) (12%)
- ♦ Middle Valley (12%)
- ♦ Ooltewah/Summit (7%)
- ♦ Town of Signal Mountain (6%)
- ♦ Walden/Mowbray/Flat Top (7%)
- ♦ Westview (12%)

Eighth grade is a critical year to reach students whose reading skill is not adequately developed. The probability of these children dropping out of high school is high.

## ADULTS

Countywide, approximately 36,650 adults out of 244,332 (ages 16 and older) are estimated to be at the lowest level of literacy, as defined by the National Adult Literacy Survey (see Appendix B).



The communities with the highest incidence of adult reading deficiency are:

- ♦ Amnicola/East Chattanooga (44%)
- ♦ Bushtown/Highland Park (44%)
- ♦ Downtown/MLK/Southside/Westside (45%)
- ♦ Glenwood/Eastdale (43%)
- ♦ Ridgedale/Oak Grove/Clifton Hills (35%)
- ♦ St Elmo/Alton Park/East Lake (33%)

# EXECUTIVE SUMMARY

The communities with the lowest incidence of adult reading deficiency are:

- ♦ Apison (5%)
- ♦ East Ridge (Community Number 14) (6%)
- ♦ Harrison (Community Number 18) (5%)
- ♦ Hixson (Community Number 19) (3%)
- ♦ Hixson (Community Number 20) (6%)
- ♦ Hixson (Community Number 21) (4%)
- ♦ Middle Valley (4%)
- ♦ Ooltewah/Summit (4%)
- ♦ Town of Signal Mountain (4%)
- ♦ Walden/Mowbray/Flat Top (5%)
- ♦ Westview (3%)

The analysis revealed that the higher the incidence of reading deficiency for adults, the higher the incidence of reading deficiency for all other categories (kindergarten, third, and eighth).

Adults at the lowest level of reading are functionally illiterate, reading on a third grade level or below. The following table details activities most adults at the lowest level of literacy usually can and cannot perform successfully:<sup>6</sup>

<b>Can usually perform</b>	<b>Cannot usually perform</b>
Sign one's name	Locate eligibility from a table of employee benefits
Identify a country in a short article	Locate intersection on a street map
Locate one piece of information in a sports article	Locate two pieces of information in a sports article
Locate the expiration date on a driver's license	Identify and enter background information on a security card application
Total a bank deposit entry	Calculate total costs of purchase from an order form

## UNDERLYING FACTORS

The exact cause of illiteracy is difficult to determine. However, poverty and the educational level of a children's parents have repeatedly been linked to high rates of illiteracy. Many children at high risk for illiteracy, based on these risk factors, go on to become successful readers.

Illiteracy is correlated with poverty and educational level. With respect to poverty, *all* communities in the highest level of overall reading deficiency have a median household income that is not more than \$27,570, which is 29% lower than the median household income for Hamilton County (Census 2000). While poverty and educational level correlate with literacy, it is important to remember, as stated above, that many children in high risk groups go on to become successful readers.

## THE FUTURE

This report establishes a baseline for the state of reading in Hamilton County. Future reports will build upon this baseline to establish trends, identify barriers to solving the reading problem, and identify gaps in existing programs and services focused on reading.

Blank

# COMMUNITIES AND READING

Blank



# Guide to the Community Data Pages

## Name of Community

### COMMUNITY NUMBER

Each community has an assigned community number. A list can be found in Appendix A.

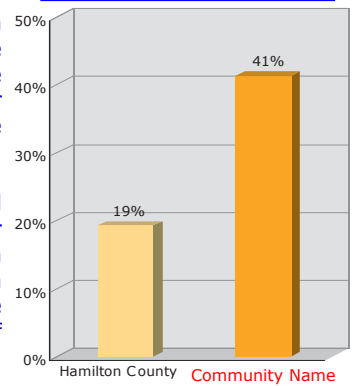
A brief description of each community consisting of total population, total households, and the percentage of the population that is under the age of 18, according to the 2000 Census.

A brief description of each community's geography.

This chart displays the percentage in kindergarten, third grade, eighth grade, and adults that are considered reading deficient in each community. Percentages for Hamilton County are included in each chart for comparison.

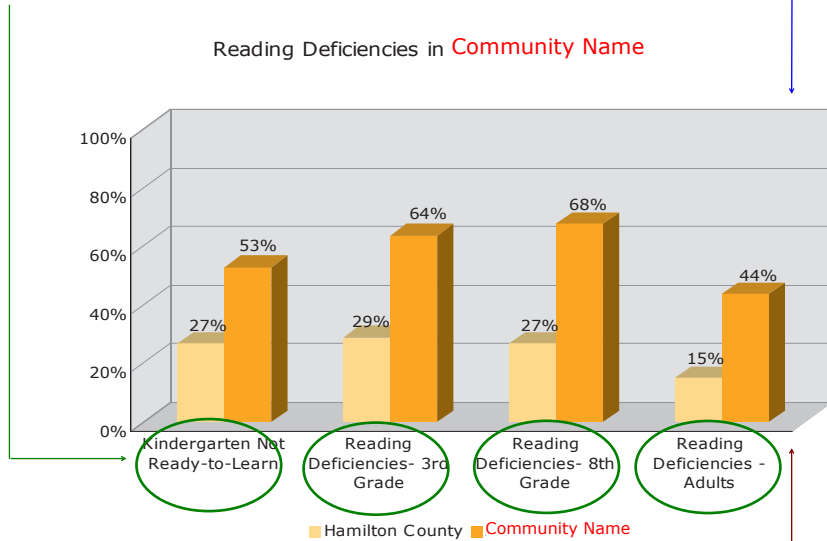
This chart displays the percentage of the 25+ adult population, for each community and the county, that does not have a high school diploma or GED, according to the 2000 Census.

No High School Diploma or GED

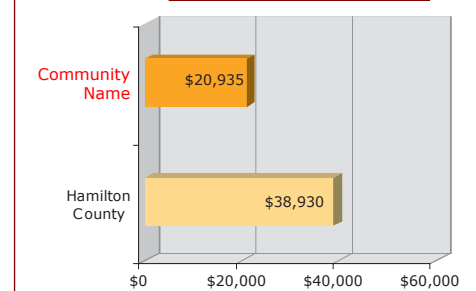


For nearly all communities, the higher the percentage of adults in a community with no high school diploma or GED, the higher the percentage of reading deficiencies.

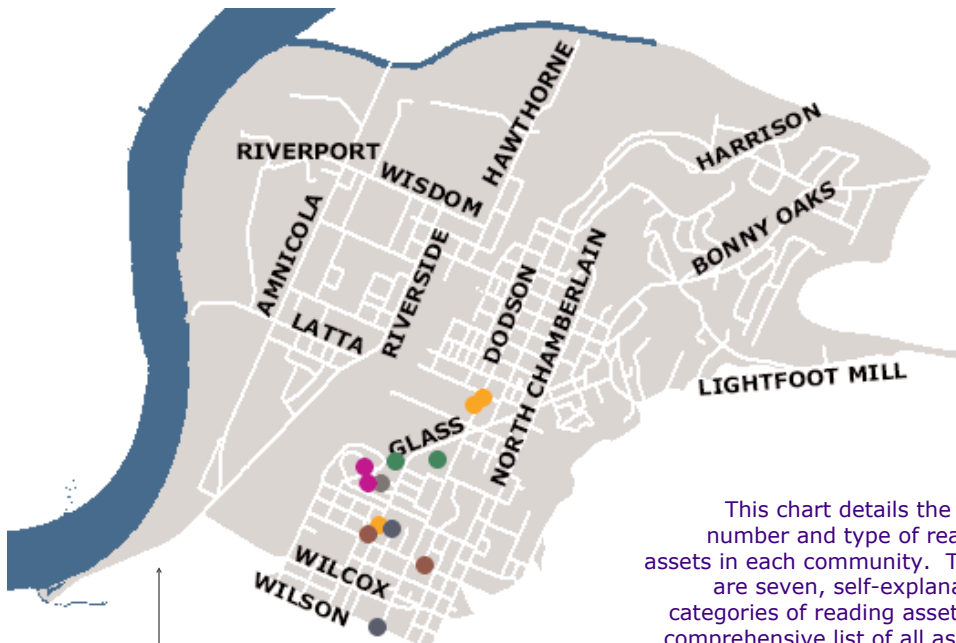
Reading Deficiencies in Community Name



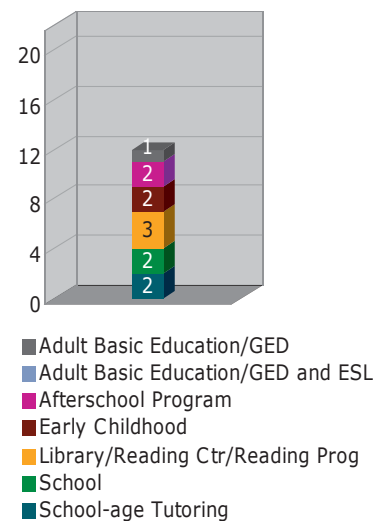
Median Household Income



This chart compares the median household income of each community to the median household income of Hamilton County. For nearly all communities, the lower the median household income, the higher the percentage of reading deficiencies.



Community Name Reading Assets



This chart details the total number and type of reading assets in each community. There are seven, self-explanatory categories of reading assets. A comprehensive list of all assets, organized by community and alphabetically, can be found in the appendices section for easy reference.

Each community has its own map, displaying the major streets and the approximate location of all reading assets.

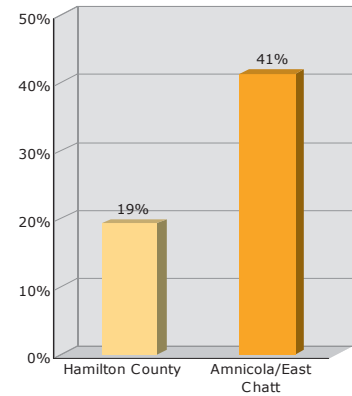
# AMNICOLA/EAST CHATTANOOGA

## COMMUNITY NUMBER 1

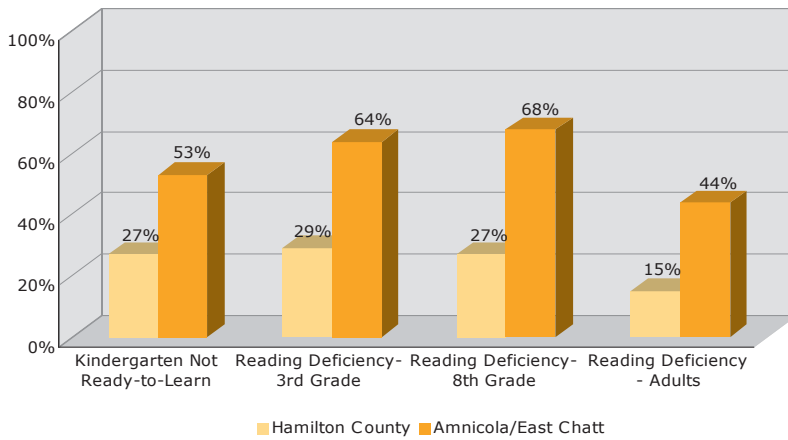
The **Amnicola/East Chattanooga** community is comprised of 6,851 people and 2,632 households. Thirty-two percent (32%) of the total population are *children under the age of 18* (Hamilton County has 23% under 18).

Geographically, the **Amnicola/East Chattanooga** community includes census tracts 1, 2, 3, and 115.

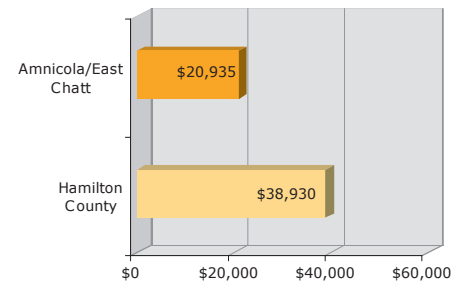
No High School Diploma or GED



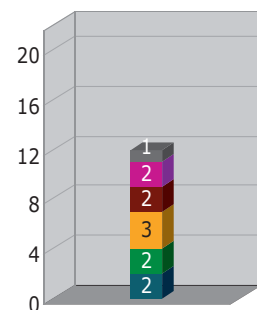
Reading Deficiency in Amnicola/East Chattanooga



Median Household Income

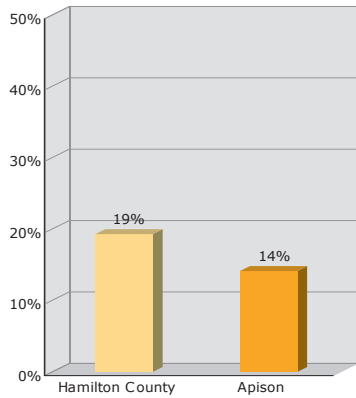


Amnicola/East Chattanooga Reading Assets



- Adult Basic Education/GED
- Adult Basic Education/GED and ESL
- Afterschool Program
- Early Childhood
- Library/Reading Ctr/Reading Prog
- School
- School-age Tutoring

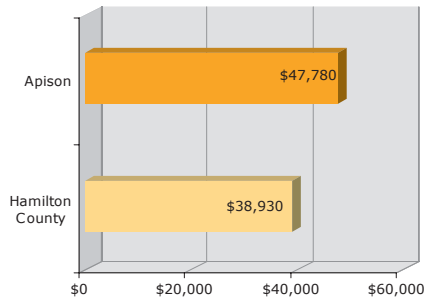
No High School Diploma or GED



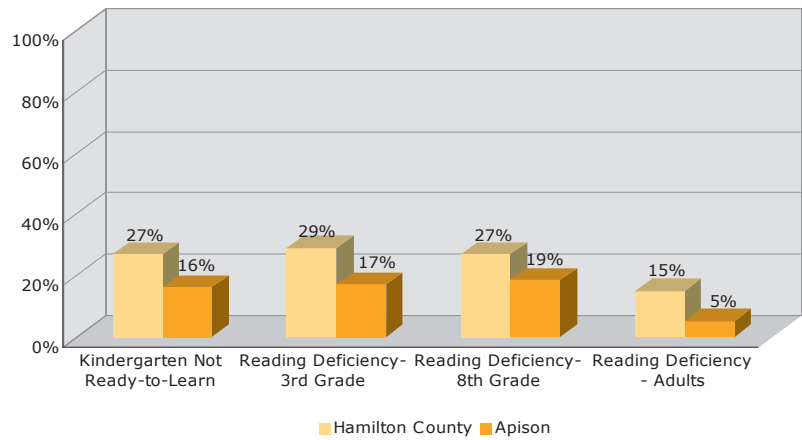
The **Apison** community is comprised of 9,347 people and 3,125 households. Twenty-one percent (21%) of the total population are *children under the age of 18* (Hamilton County has 23% under 18).

Geographically, the **Apison** community includes census tract 112.02.

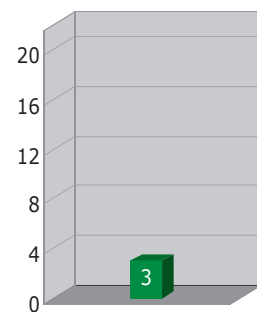
Median Household Income



Reading Deficiency in Apison



Apison Reading Assets



- Adult Basic Education/GED
- Adult Basic Education/GED and ESL
- Afterschool Program
- Early Childhood
- Library/Reading Ctr/Reading Prog
- School
- School-age Tutoring

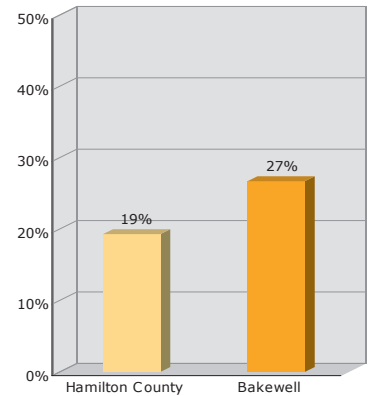
# BAKEWELL

## COMMUNITY NUMBER 3

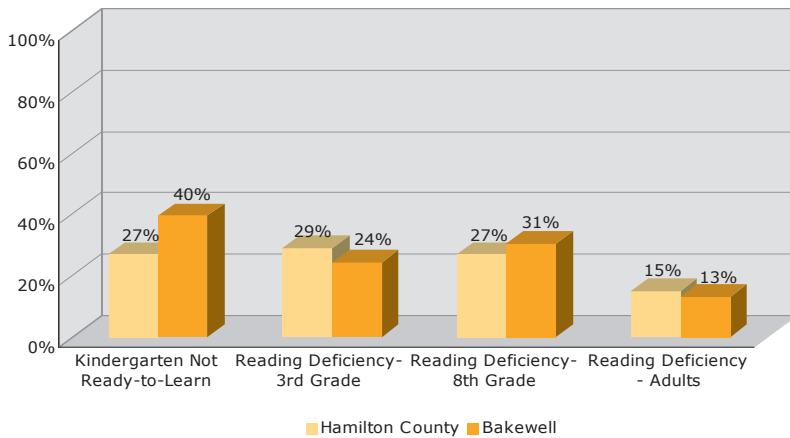
The **Bakewell** community is comprised of 6,186 people and 2,397 households. Twenty-two percent (22%) of the total population are *children under the age of 18* (Hamilton County has 23% under 18).

Geographically, the **Bakewell** community includes census tract 102.

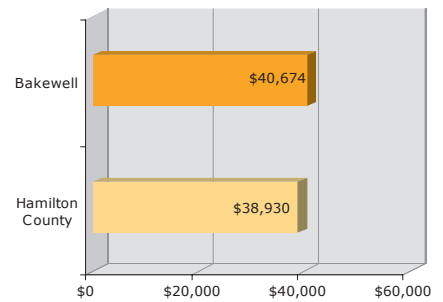
No High School Diploma or GED



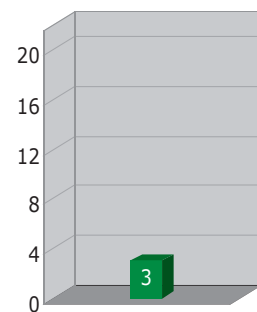
Reading Deficiency in Bakewell



Median Household Income



Bakewell Reading Assets

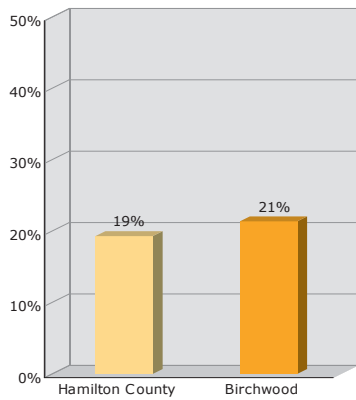


- Adult Basic Education/GED
- Adult Basic Education/GED and ESL
- Afterschool Program
- Early Childhood
- Library/Reading Ctr/Reading Prog
- School
- School-age Tutoring

# BIRCHWOOD

COMMUNITY NUMBER 4

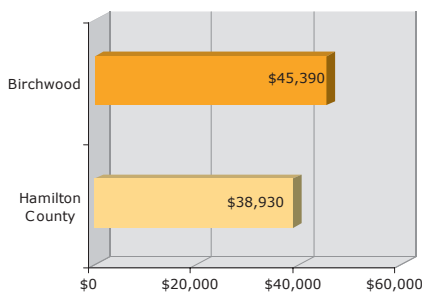
No High School Diploma or GED



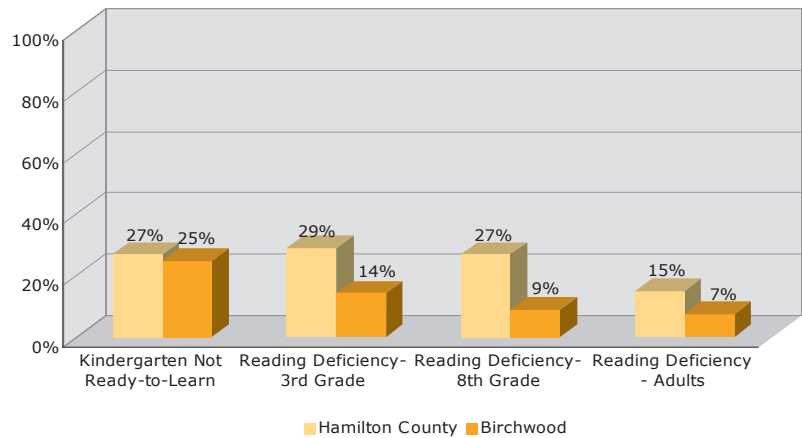
The **Birchwood** community is comprised of 6,783 people and 2,457 households. Twenty-five percent (25%) of the total population are *children under the age of 18* (Hamilton County has 23% under 18).

Geographically, the **Birchwood** community includes census tract 101.02.

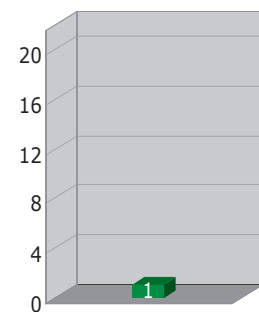
Median Household Income



Reading Deficiency in Birchwood



Birchwood Reading Assets



- Adult Basic Education/GED
- Adult Basic Education/GED and ESL
- Afterschool Program
- Early Childhood
- Library/Reading Ctr/Reading Prog
- School
- School-age Tutoring

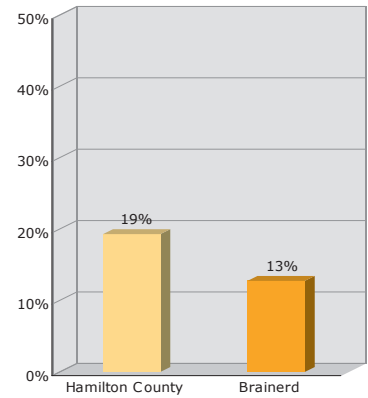
# BRAINERD

## COMMUNITY NUMBER 5

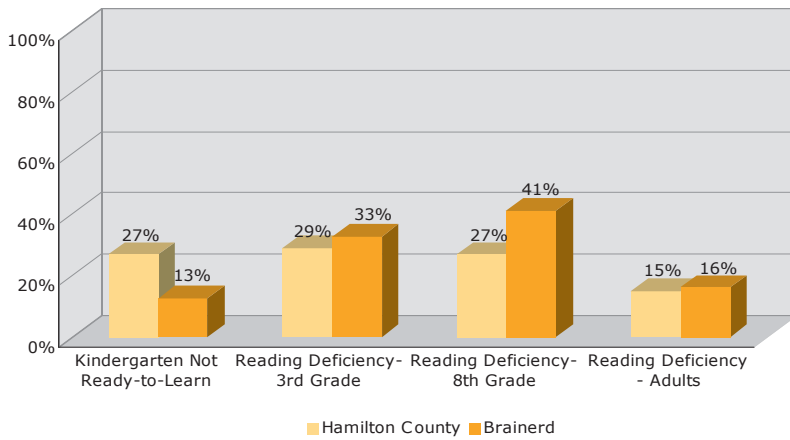
The **Brainerd** community is comprised of 7,631 people and 3,415 households. Twenty-one percent (21%) of the total population are *children under the age of 18* (Hamilton County has 23% under 18).

Geographically, the **Brainerd** community includes census tracts 28, 29, and 30.

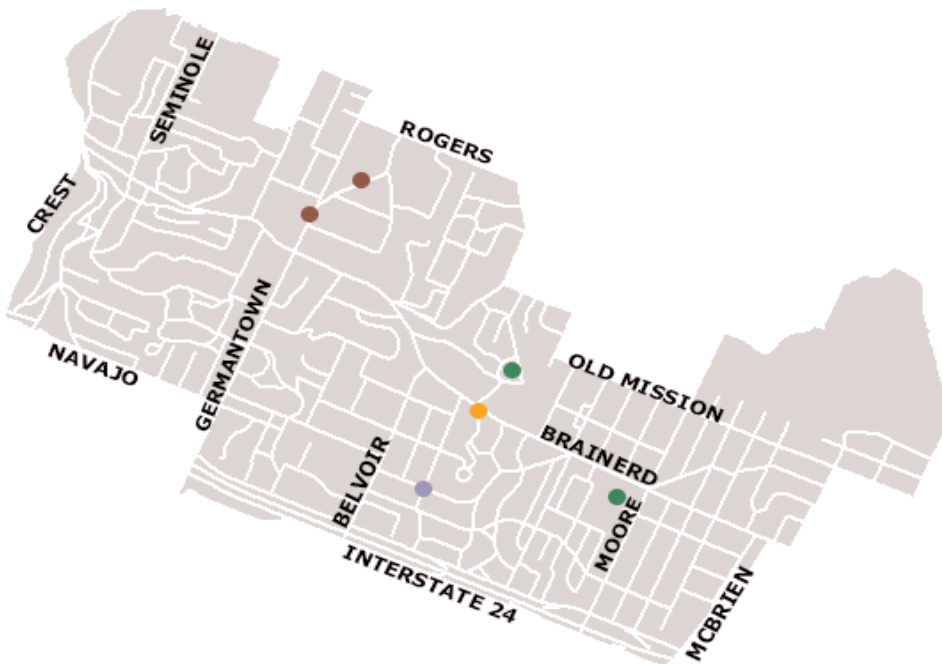
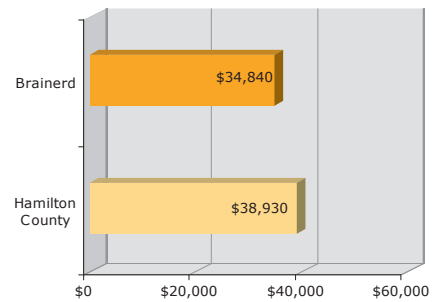
No High School Diploma or GED



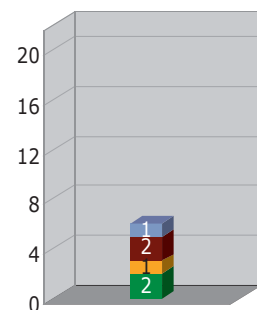
Reading Deficiency in Brainerd



Median Household Income



Brainerd Reading Assets

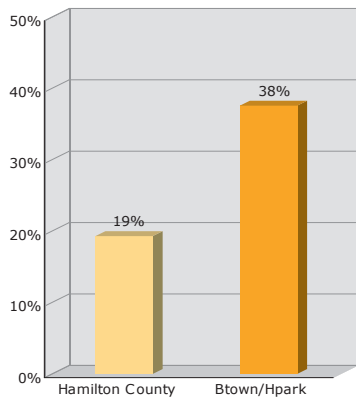


- Adult Basic Education/GED
- Adult Basic Education/GED and ESL
- Afterschool Program
- Early Childhood
- Library/Reading Ctr/Reading Prog
- School
- School-age Tutoring

# BUSHTOWN/HIGHLAND PARK

COMMUNITY NUMBER 6

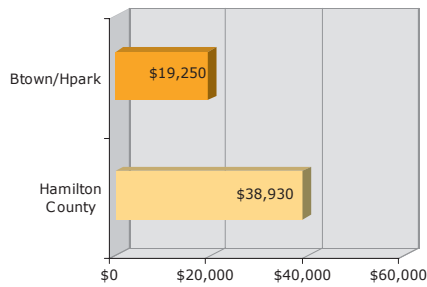
No High School Diploma or GED



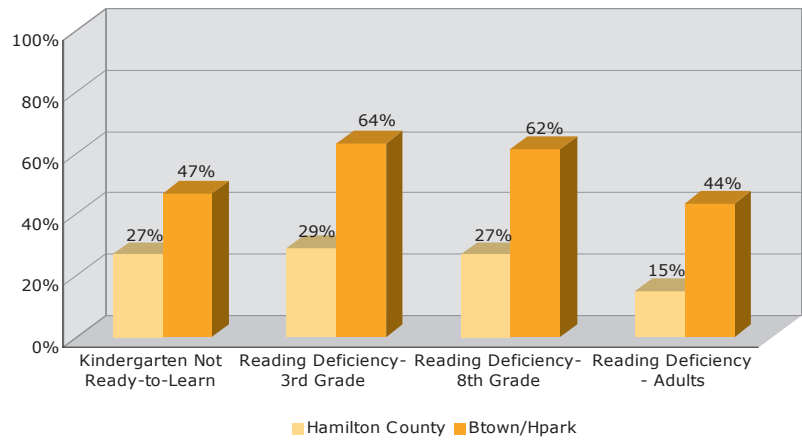
The **Bushtown/Highland Park** community is comprised of 7,805 people and 2,736 households. Twenty-six percent (26%) of the total population are *children under the age of 18* (Hamilton County has 23% under 18).

Geographically, the **Bushtown/Highland Park** community includes census tracts 4, 11, and 14.

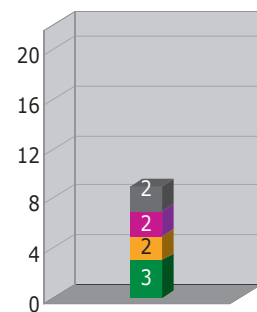
Median Household Income



Reading Deficiency in Bushtown/Highland Park



Bushtown/Highland Park Reading Assets



- Adult Basic Education/GED
- Adult Basic Education/GED and ESL
- Afterschool Program
- Early Childhood
- Library/Reading Ctr/Reading Prog
- School
- School-age Tutoring

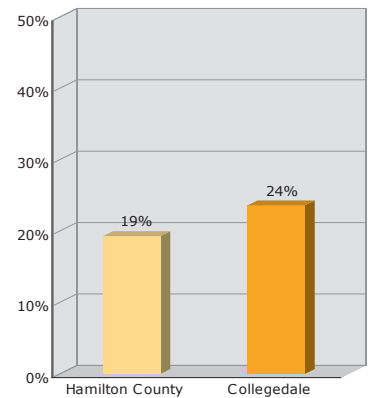
# COLLEGEDALE

## COMMUNITY NUMBER 7

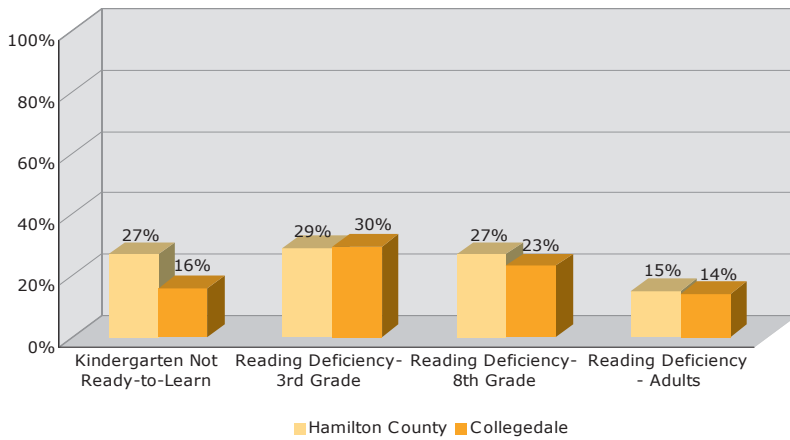
The **Collegedale** community is comprised of 10,843 people and 3,514 households. Twenty-three (23%) percent of the total population are *children under the age of 18* (Hamilton County also has 23% under 18).

Geographically, the **Collegedale** community includes census tracts 113.11 and 113.14.

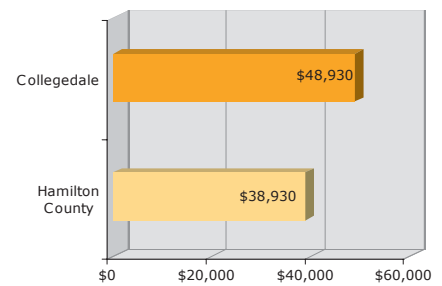
No High School Diploma or GED



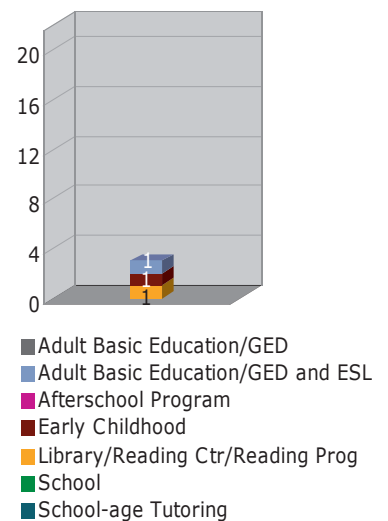
Reading Deficiency in Collegedale



Median Household Income



Collegedale Reading Assets

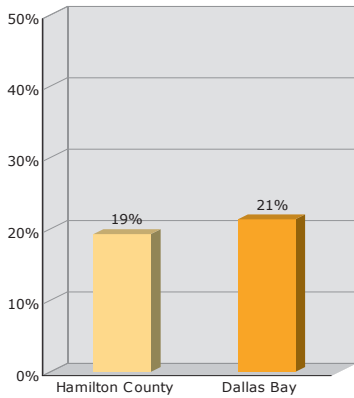




# DALLAS BAY

## COMMUNITY NUMBER 8

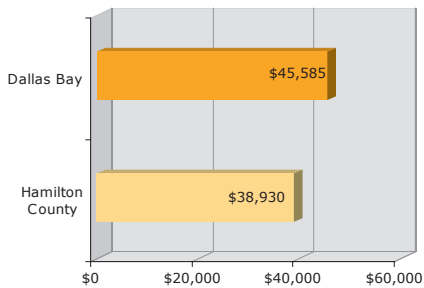
No High School Diploma or GED



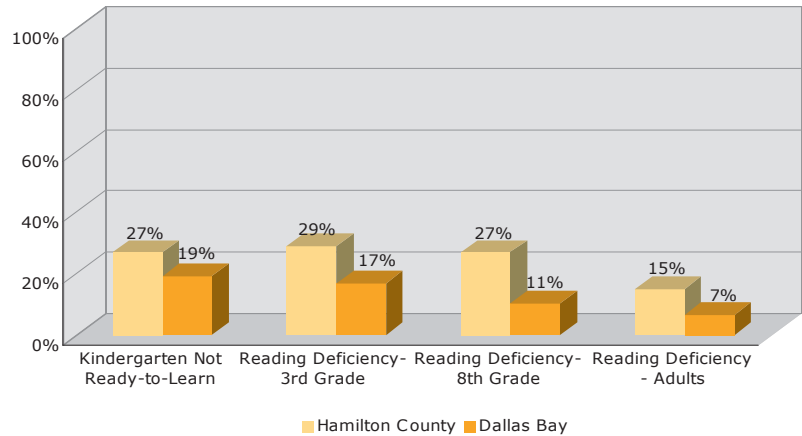
The **Dallas Bay** community is comprised of 10,339 people and 3,755 households. Twenty-seven percent (27%) of the total population are *children under the age of 18* (Hamilton County has 23% under 18).

Geographically, the **Dallas Bay** community includes census tract 103.01.

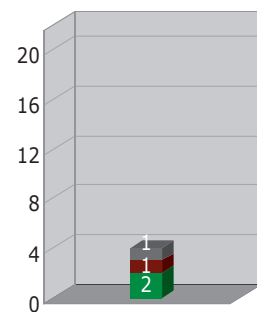
Median Household Income



Reading Deficiency in Dallas Bay



Dallas Bay Reading Assets



- Adult Basic Education/GED
- Adult Basic Education/GED and ESL
- Afterschool Program
- Early Childhood
- Library/Reading Ctr/Reading Prog
- School
- School-age Tutoring

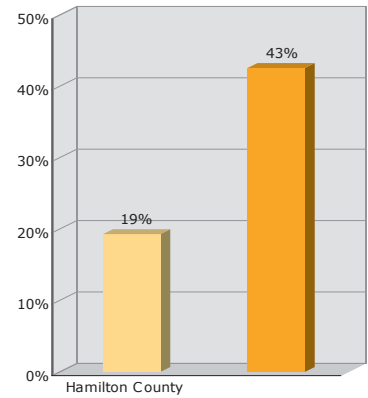
# DOWNTOWN/MLK/SOUTHSIDE/WESTSIDE

## COMMUNITY NUMBER 9

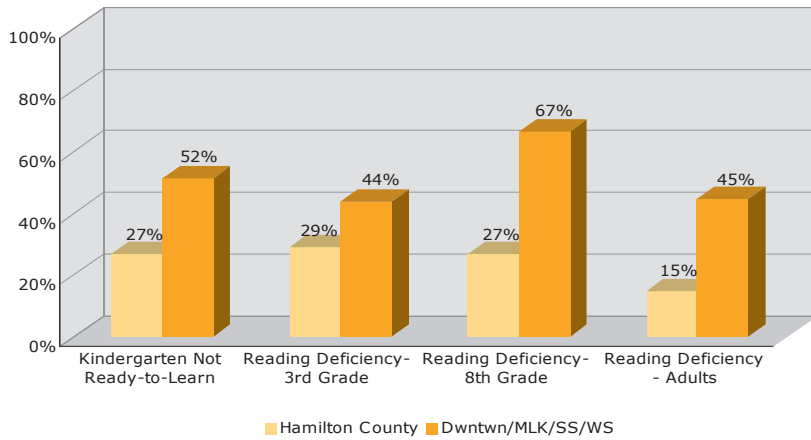
The **Downtown/MLK/Southside/Westside** community is comprised of 7,014 people and 3,609 households. Twenty-three percent (23%) of the total population are *children under the age of 18* (Hamilton County also has 23% under 18).

Geographically, the **Downtown/MLK/Southside/Westside** community includes census tracts 15, 16, 20, and 31.

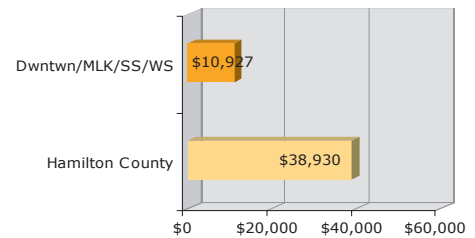
No High School Diploma or GED



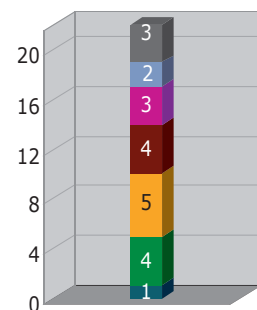
Reading Deficiency in Downtown/MLK/Southside/Westside



Median Household Income



Downtown/MLK/Southside/Westside Reading Assets

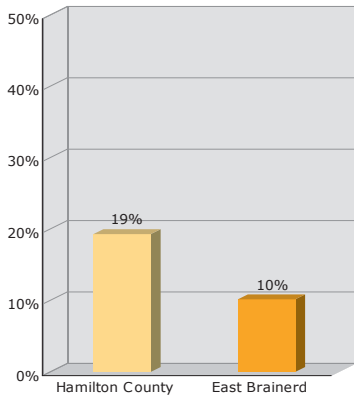


- Adult Basic Education/GED
- Adult Basic Education/GED and ESL
- Afterschool Program
- Early Childhood
- Library/Reading Ctr/Reading Prog
- School
- School-age Tutoring

# EAST BRAINERD

COMMUNITY NUMBER 10

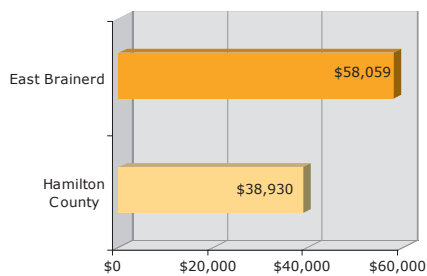
No High School Diploma or GED



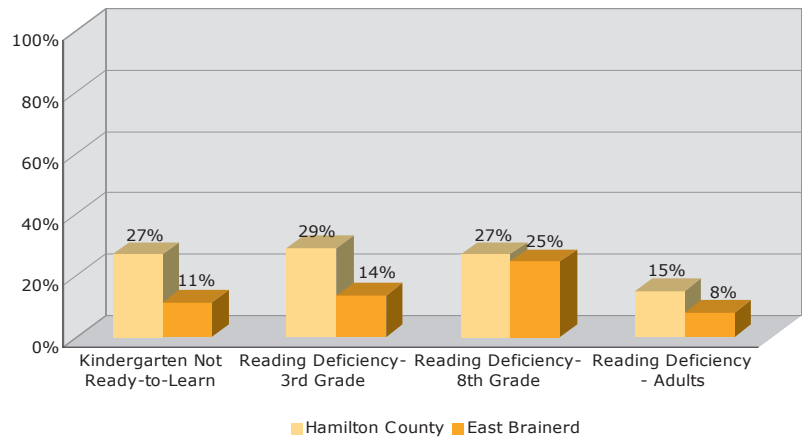
The **East Brainerd** community is comprised of 7,987 people and 3,190 households. Twenty-four percent (24%) of the total population are *children under the age of 18* (Hamilton County has 23% under 18).

Geographically, the **East Brainerd** community includes census tract 113.22.

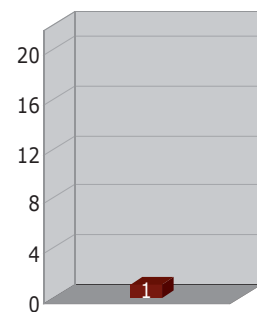
Median Household Income



Reading Deficiency in East Brainerd



East Brainerd Reading Assets



- Adult Basic Education/GED
- Adult Basic Education/GED and ESL
- Afterschool Program
- Early Childhood
- Library/Reading Ctr/Reading Prog
- School
- School-age Tutoring

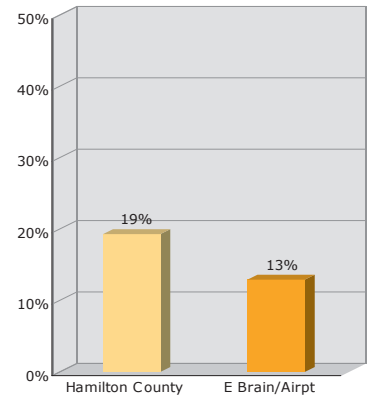
# EAST BRAINERD/AIRPORT

## COMMUNITY NUMBER 11

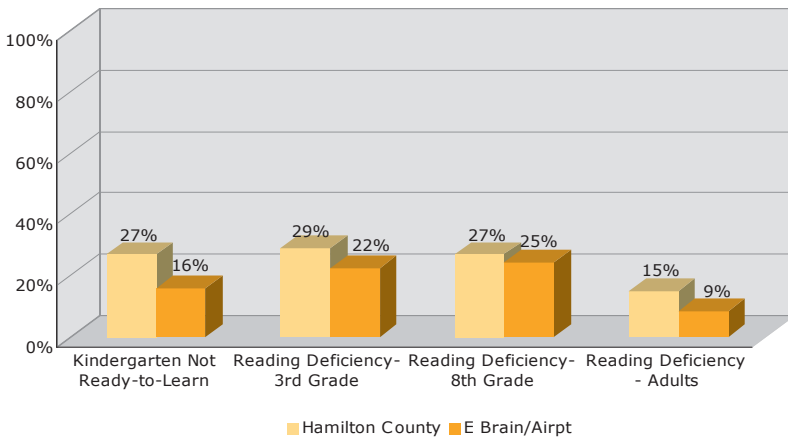
The **East Brainerd/Airport** community is comprised of 10,263 people and 4,676 households. Eighteen percent (18%) of the total population are *children under the age of 18* (Hamilton County has 23% under 18).

Geographically, the **East Brainerd/Airport** community includes census tracts 113.21 and 114.41.

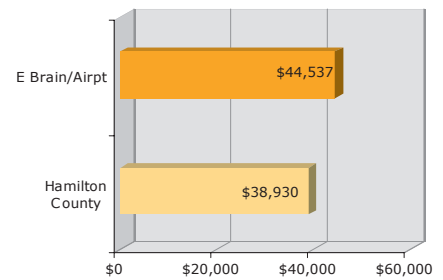
No High School Diploma or GED



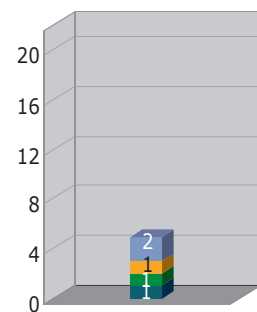
Reading Deficiency in East Brainerd/Airport



Median Household Income



East Brainerd/Airport Reading Assets

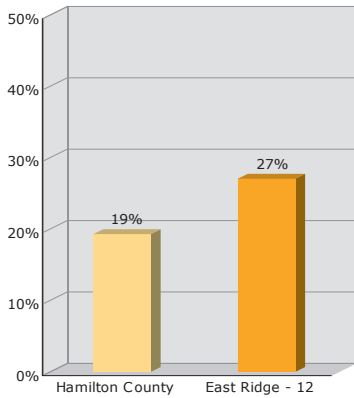


- Adult Basic Education/GED
- Adult Basic Education/GED and ESL
- Afterschool Program
- Early Childhood
- Library/Reading Ctr/Reading Prog
- School
- School-age Tutoring

# EAST RIDGE (CENSUS TRACTS 114.42 AND 116)

COMMUNITY NUMBER 12

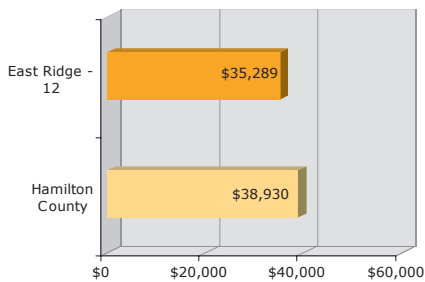
No High School Diploma or GED



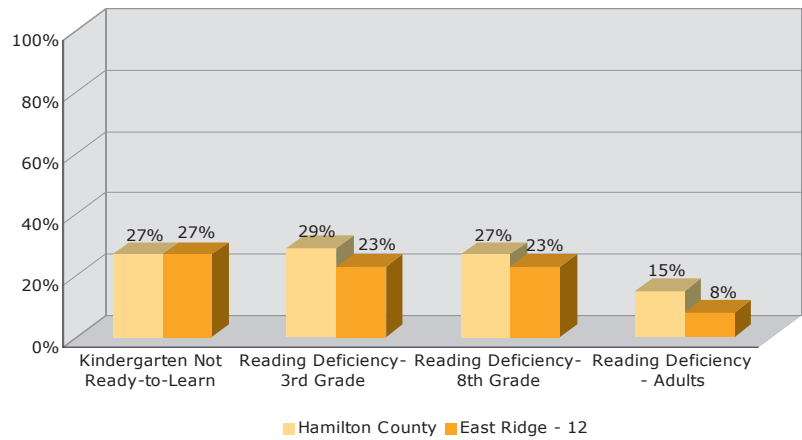
The **East Ridge** community is comprised of 8,293 people and 3,689 households. Twenty percent (20%) of the total population are *children under the age of 18* (Hamilton County has 23% under 18).

Geographically, the **East Ridge** community includes census tracts 114.42 and 116.

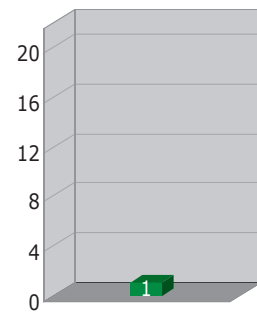
Median Household Income



Reading Deficiency in East Ridge - 12



East Ridge (114.42,116) Reading Assets



- Adult Basic Education/GED
- Adult Basic Education/GED and ESL
- Afterschool Program
- Early Childhood
- Library/Reading Ctr/Reading Prog
- School
- School-age Tutoring

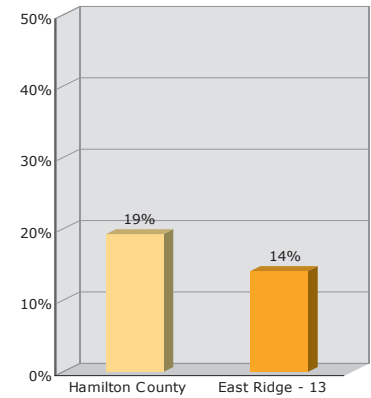
# EAST RIDGE (CENSUS TRACTS 117,119)

## COMMUNITY NUMBER 13

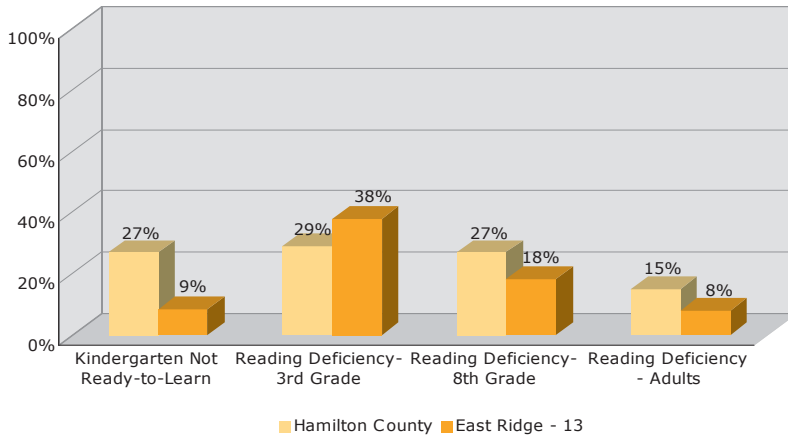
The **East Ridge** community is comprised of 6,257 people and 2,972 households. Nineteen percent (19%) of the total population are *children under the age of 18* (Hamilton County has 23% under 18).

Geographically, the **East Ridge** community includes census tracts 117 and 119.

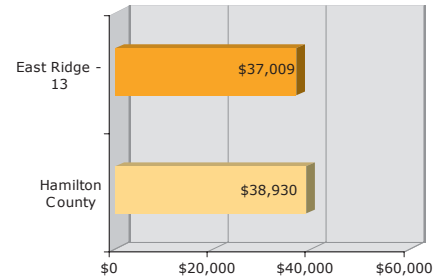
No High School Diploma or GED



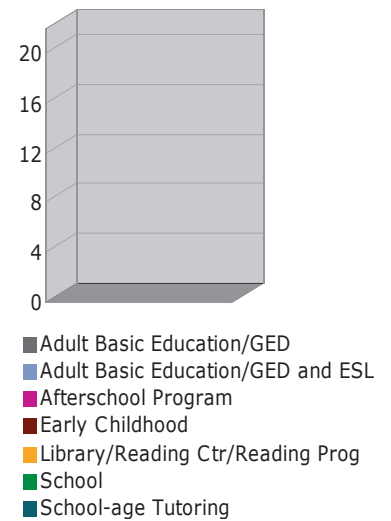
Reading Deficiency in East Ridge - 13



Median Household Income



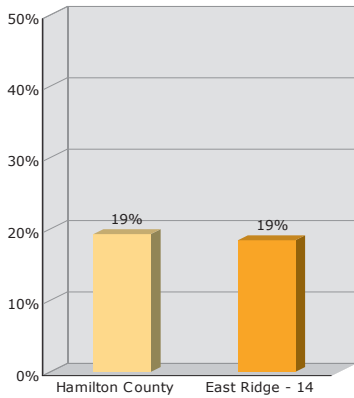
East Ridge (117,119) Reading Assets



# EAST RIDGE (CENSUS TRACT 118)

COMMUNITY NUMBER 14

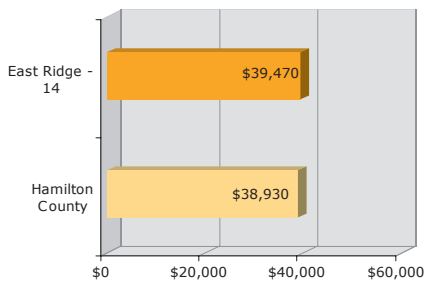
No High School Diploma or GED



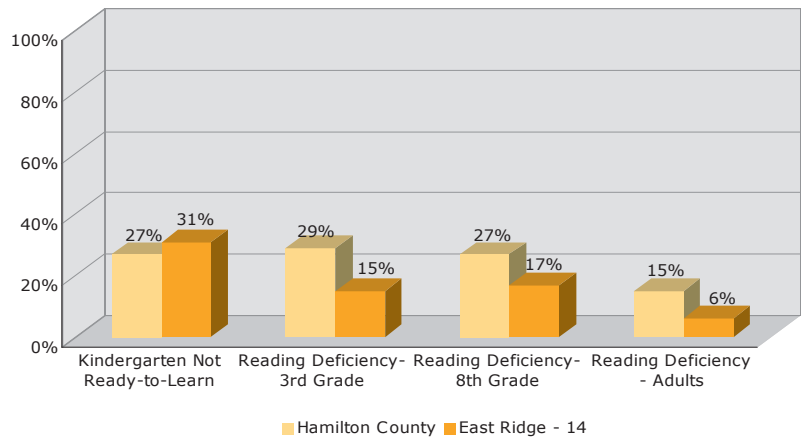
The **East Ridge** community is comprised of 6,218 people and 2,706 households. Nineteen percent (19%) of the total population are *children under the age of 18* (Hamilton County has 23% under 18).

Geographically, the **East Ridge** community includes census tract 118.

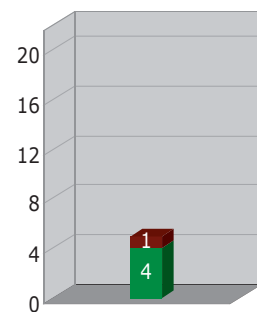
Median Household Income



Reading Deficiency in East Ridge - 14



East Ridge (118) Reading Assets



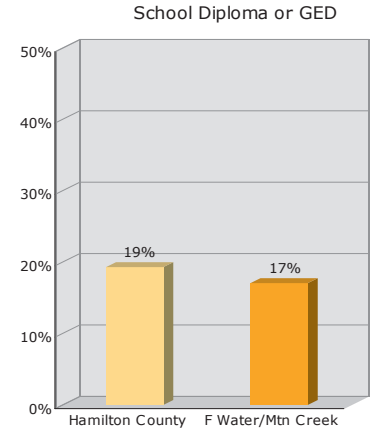
- Adult Basic Education/GED
- Adult Basic Education/GED and ESL
- Afterschool Program
- Early Childhood
- Library/Reading Ctr/Reading Prog
- School
- School-age Tutoring

# FALLING WATER/MOUNTAIN CREEK

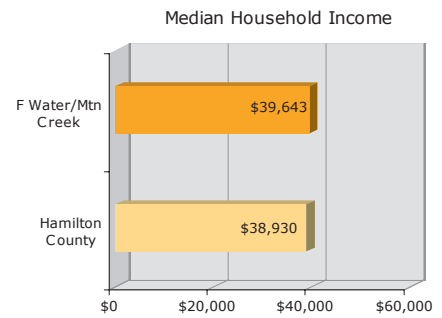
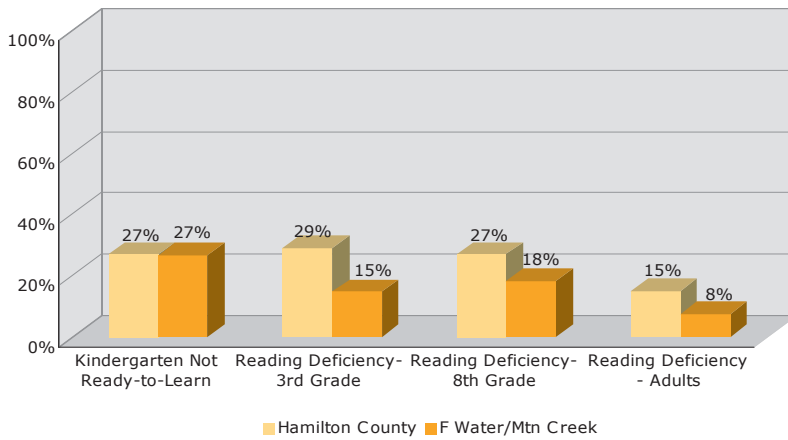
## COMMUNITY NUMBER 15

The **Falling Water/Mountain Creek** community is comprised of 7,247 people and 3,066 households. Twenty-one percent (21%) of the total population are *children under the age of 18* (Hamilton County has 23% under 18).

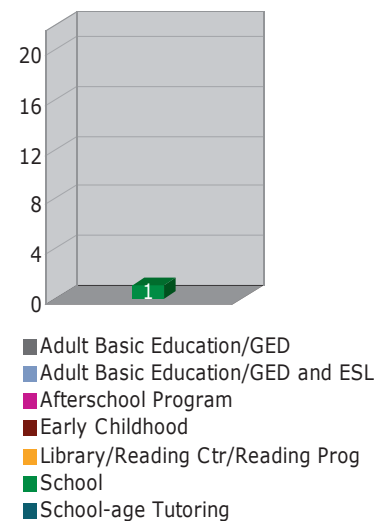
Geographically, the **Falling Water/Mountain Creek** community includes census tract 104.02.



Reading Deficiency in Falling Water/Mountain Creek



Falling Water/Mountain Creek Reading Assets

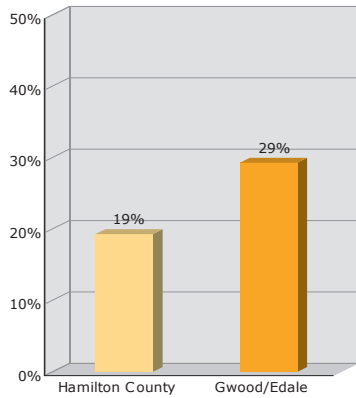




# GLENWOOD/EASTDALE

COMMUNITY NUMBER 16

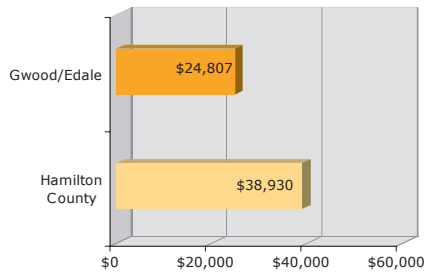
No High School Diploma or GED



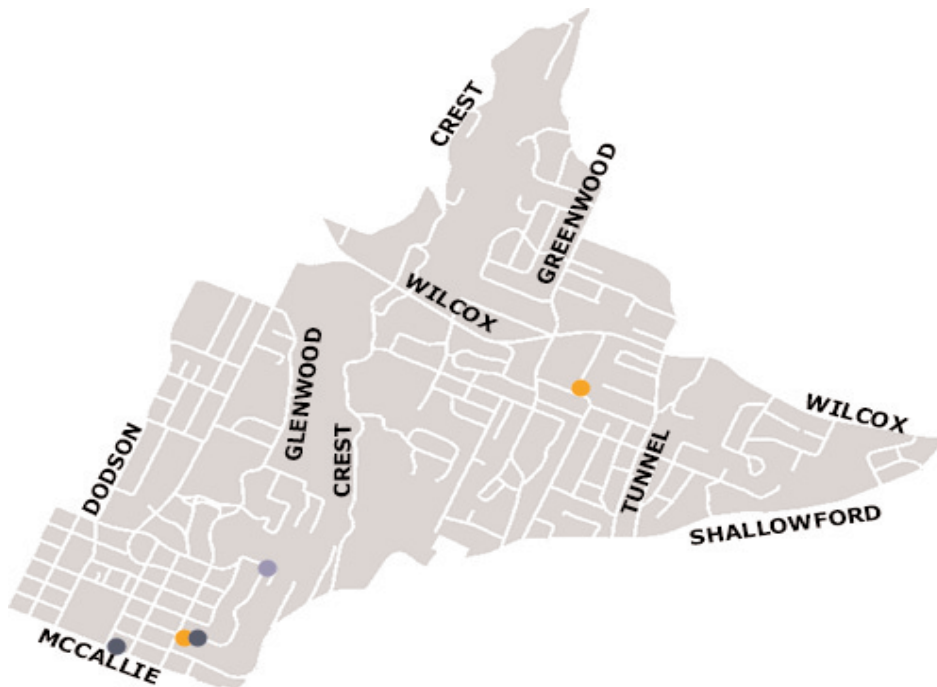
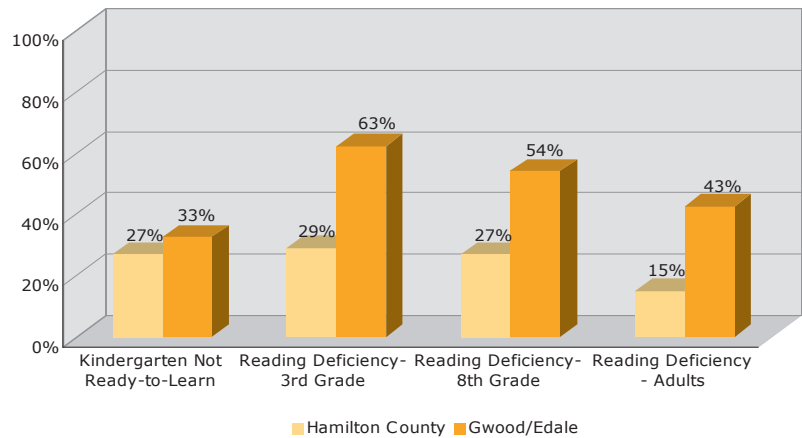
The **Glenwood/Eastdale** community is comprised of 6,851 people and 2,632 households. Twenty-six percent (26%) of the total population are *children under the age of 18* (Hamilton County has 23% under 18).

Geographically, the **Glenwood/Eastdale** community includes census tracts 12 and 32.

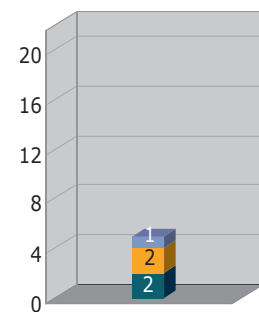
Median Household Income



Reading Deficiency in Glenwood/Eastdale



Glenwood/Eastdale Reading Assets



- Adult Basic Education/GED
- Adult Basic Education/GED and ESL
- Afterschool Program
- Early Childhood
- Library/Reading Ctr/Reading Prog
- School
- School-age Tutoring

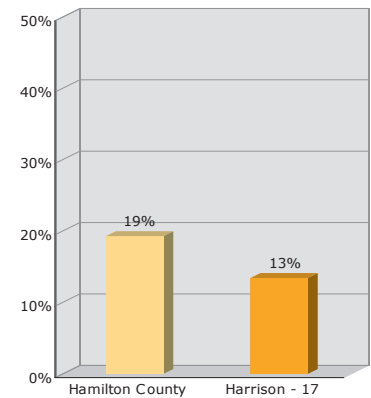
# HARRISON (CENSUS TRACT 114.13)

## COMMUNITY NUMBER 17

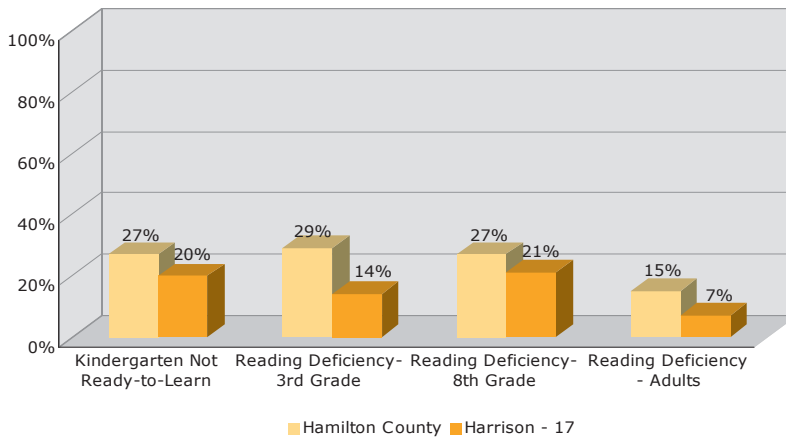
The **Harrison** community is comprised of 7,797 people and 3,005 households. Twenty-four percent (24%) of the total population are *children under the age of 18* (Hamilton County has 23% under 18).

Geographically, the **Harrison** community includes census tract 114.13.

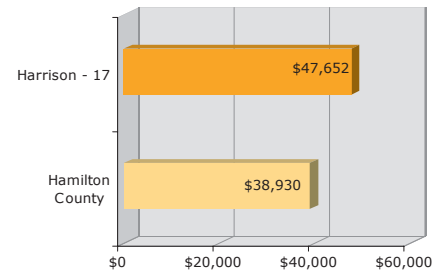
No High School Diploma or GED



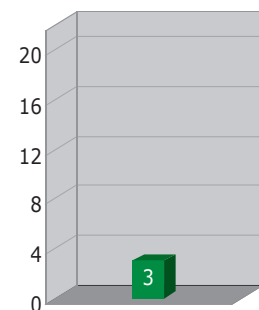
Reading Deficiency in Harrison - 17



Median Household Income



Harrison (114.13) Reading Assets

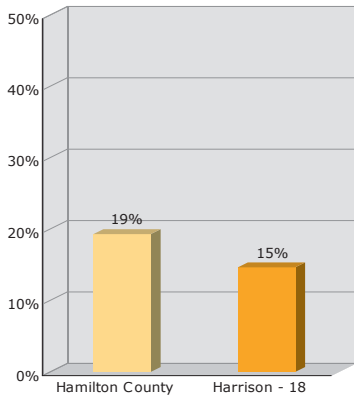


- Adult Basic Education/GED
- Adult Basic Education/GED and ESL
- Afterschool Program
- Early Childhood
- Library/Reading Ctr/Reading Prog
- School
- School-age Tutoring

# HARRISON (CENSUS TRACT 101.01)

COMMUNITY NUMBER 18

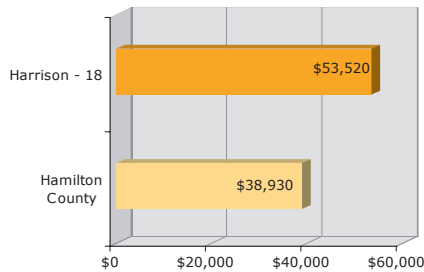
No High School Diploma or GED



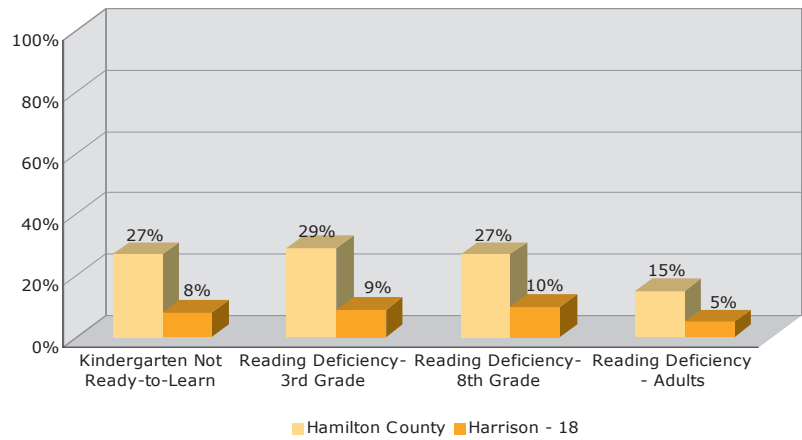
The **Harrison** community is comprised of 5,724 people and 2,076 households. Twenty-six percent (26%) of the total population are *children under the age of 18* (Hamilton County has 23% under 18).

Geographically, the **Harrison** community includes census tract 101.01.

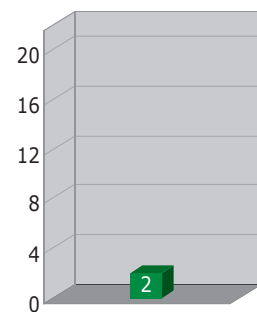
Median Household Income



Reading Deficiency in Harrison - 18



Harrison (101.01) Reading Assets



- Adult Basic Education/GED
- Adult Basic Education/GED and ESL
- Afterschool Program
- Early Childhood
- Library/Reading Ctr/Reading Prog
- School
- School-age Tutoring

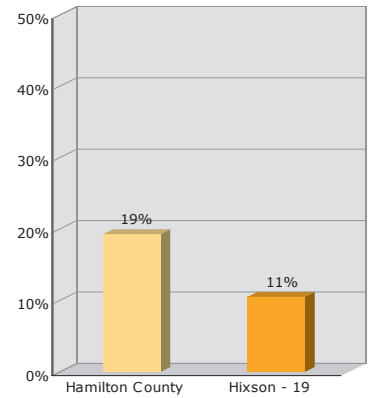
# HIXSON (CENSUS TRACT 104.11)

## COMMUNITY NUMBER 19

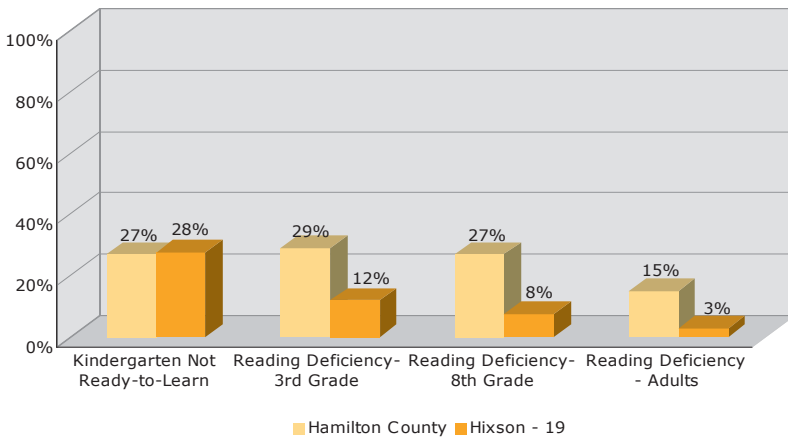
The **Hixson** community is comprised of 5,925 people and 2,110 households. Twenty-six percent (26%) of the total population are *children under the age of 18* (Hamilton County has 23% under 18).

Geographically, the **Hixson** community includes census tract 104.11.

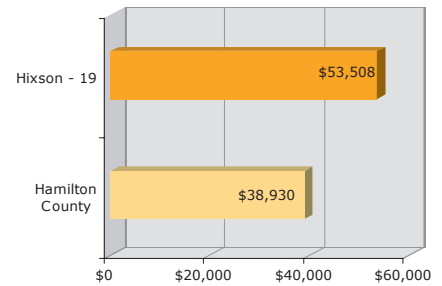
No High School Diploma or GED



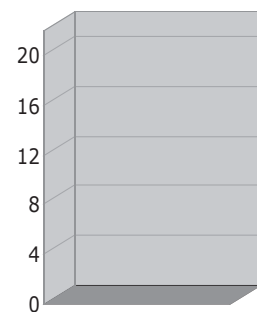
Reading Deficiency in Hixson - 19



Median Household Income



Hixson (104.11) Reading Assets

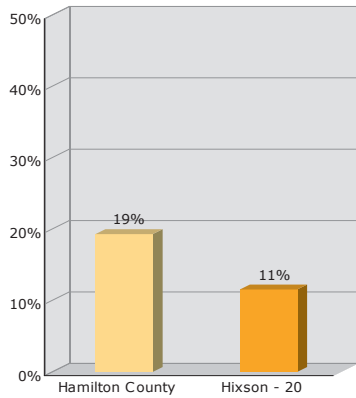


- Adult Basic Education/GED
- Adult Basic Education/GED and ESL
- Afterschool Program
- Early Childhood
- Library/Reading Ctr/Reading Prog
- School
- School-age Tutoring

# HIXSON (CENSUS TRACT 104.31)

## COMMUNITY NUMBER 20

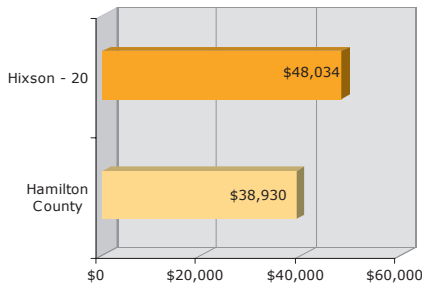
No High School Diploma or GED



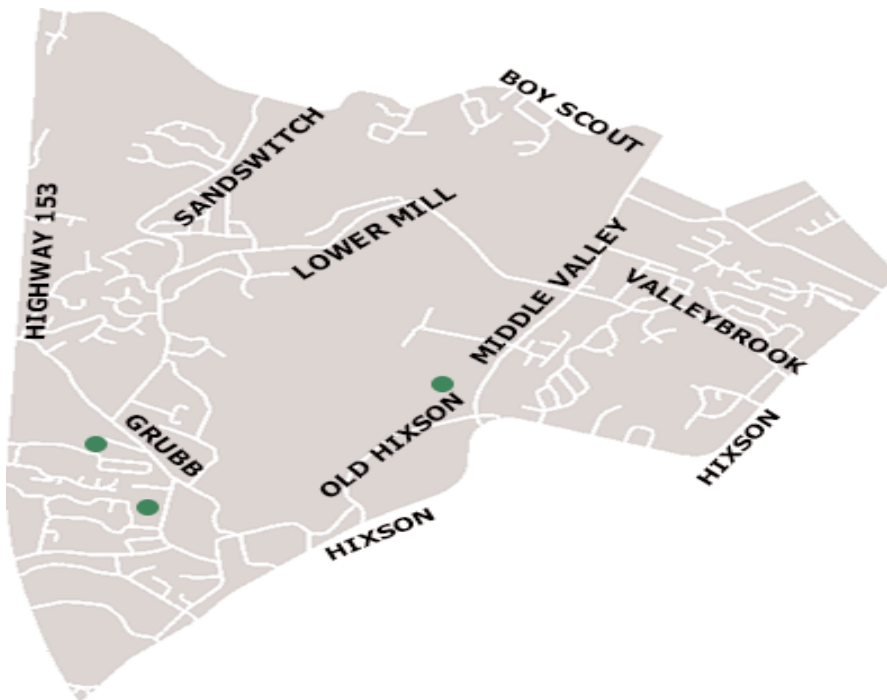
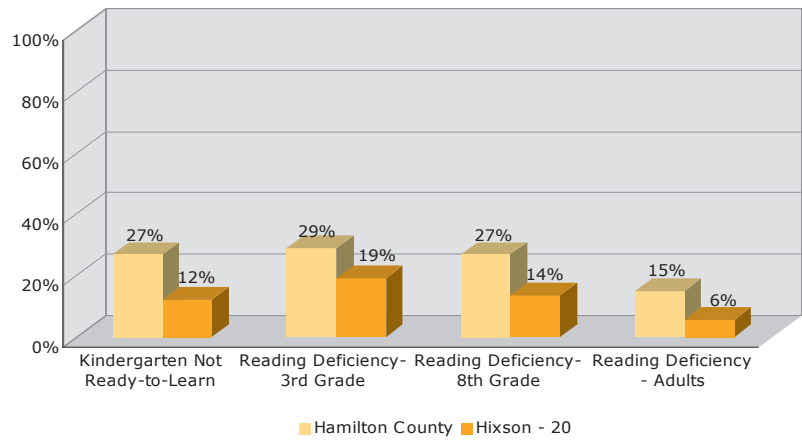
The **Hixson** community is comprised of 6,387 people and 2,570 households. Twenty-four percent (24%) of the total population are *children under the age of 18* (Hamilton County has 23% under 18).

Geographically, the **Hixson** community includes census tract 104.31.

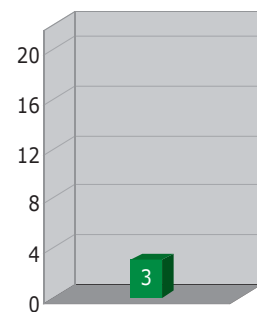
Median Household Income



Reading Deficiency in Hixson - 20



Hixson (104.31) Reading Assets



- Adult Basic Education/GED
- Adult Basic Education/GED and ESL
- Afterschool Program
- Early Childhood
- Library/Reading Ctr/Reading Prog
- School
- School-age Tutoring

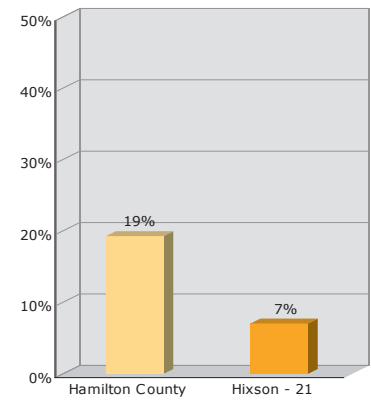
# HIXSON

## COMMUNITY NUMBER 21

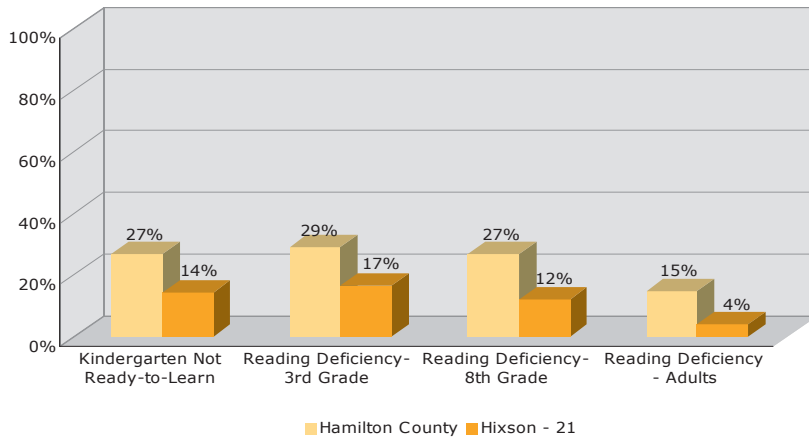
The **Hixson** community is comprised of 5,502 people and 2,236 households. Twenty-one percent (21%) of the total population are *children under the age of 18* (Hamilton County has 23% under 18).

Geographically, the **Hixson** community includes census tract 104.32.

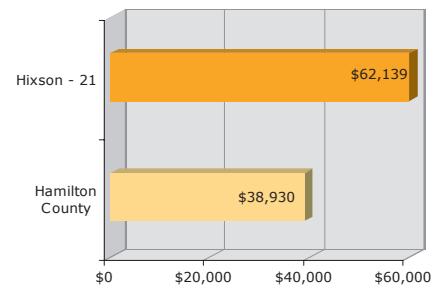
No High School Diploma or GED



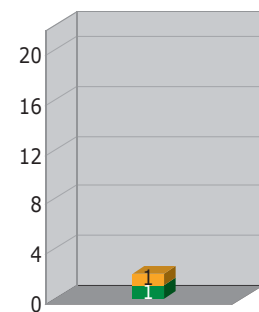
Reading Deficiency in Hixson - 21



Median Household Income



Hixson (104.32) Reading Assets

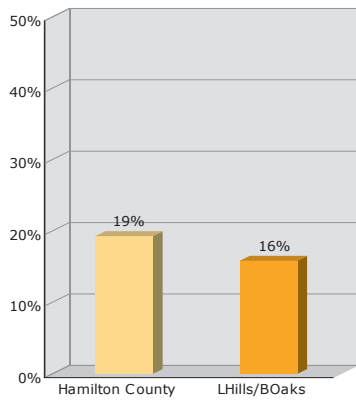


- Adult Basic Education/GED
- Adult Basic Education/GED and ESL
- Afterschool Program
- Early Childhood
- Library/Reading Ctr/Reading Prog
- School
- School-age Tutoring

# LAKE HILLS/BONNY OAKS

COMMUNITY NUMBER 22

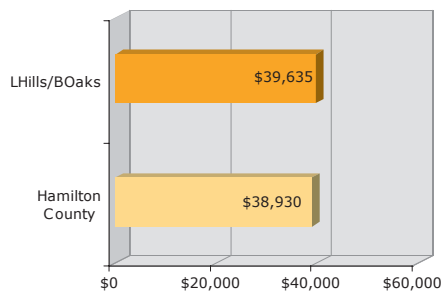
No High School Diploma or GED



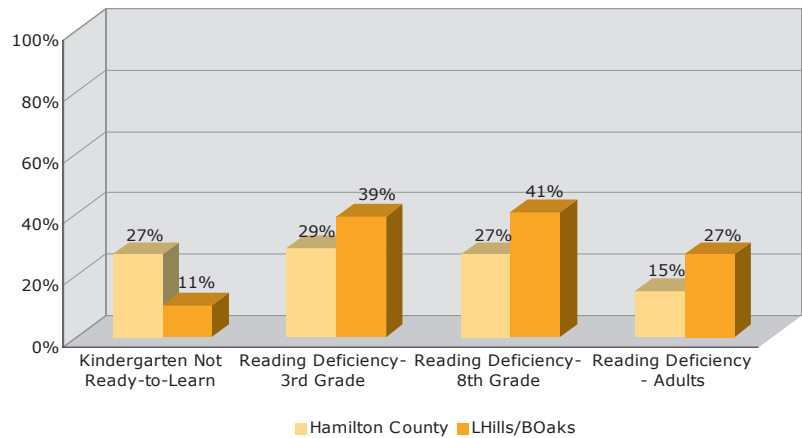
The **Lake Hills/Bonny Oaks** community is comprised of 6,060 people and 2,437 households. Twenty-four percent (24%) of the total population are *children under the age of 18* (Hamilton County has 23% under 18).

Geographically, the **Lake Hills/Bonny Oaks** community includes census tract 114.02.

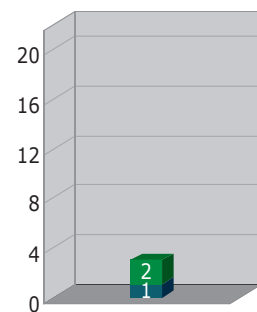
Median Household Income



Reading Deficiency in Lake Hills/Bonny Oaks



Lake Hills/Bonny Oaks Reading Assets



- Adult Basic Education/GED
- Adult Basic Education/GED and ESL
- Afterschool Program
- Early Childhood
- Library/Reading Ctr/Reading Prog
- School
- School-age Tutoring

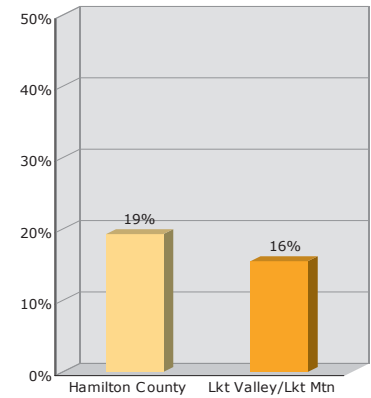
# LOOKOUT VALLEY/LOOKOUT MOUNTAIN

## COMMUNITY NUMBER 23

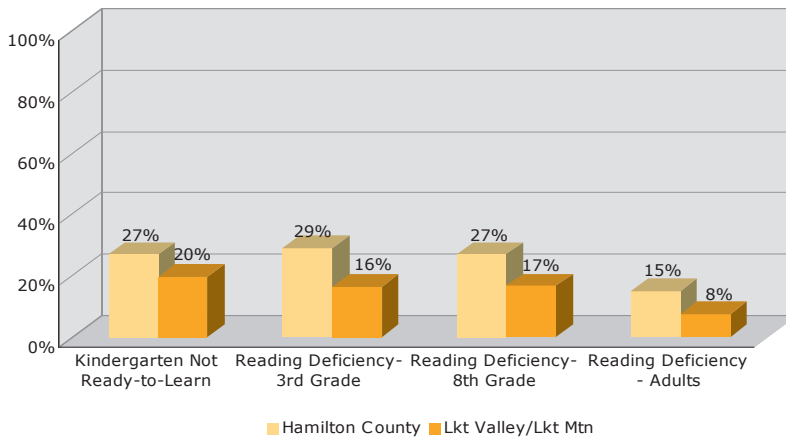
The **Lookout Valley/Lookout Mountain** community is comprised of 7,209 people and 2,978 households. Twenty-two percent (22%) of the total population are *children under the age of 18* (Hamilton County has 23% under 18).

Geographically, the **Lookout Valley/Lookout Mountain** community includes census tracts 120 and 121.

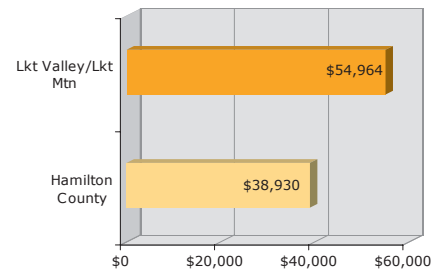
No High School Diploma or GED



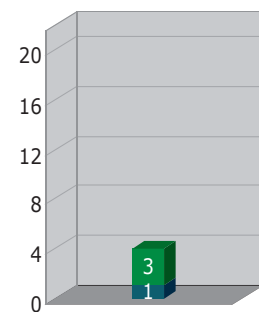
Reading Deficiency in Lookout Valley/Lookout Mountain



Median Household Income



Lookout Valley/Lookout Mountain Reading Assets



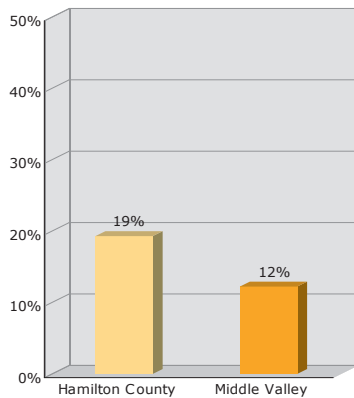
- Adult Basic Education/GED
- Adult Basic Education/GED and ESL
- Afterschool Program
- Early Childhood
- Library/Reading Ctr/Reading Prog
- School
- School-age Tutoring



# MIDDLE VALLEY

COMMUNITY NUMBER 24

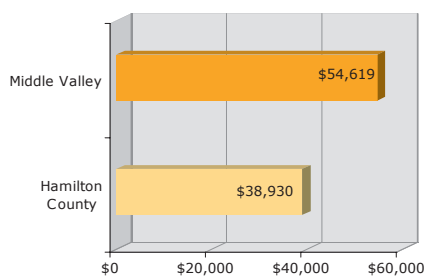
No High School Diploma or GED



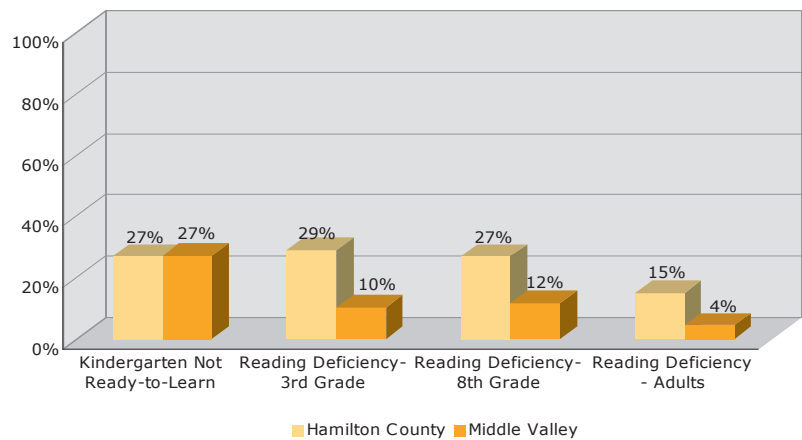
The **Middle Valley** community is comprised of 8,799 people and 3,136 households. Twenty-eight percent (28%) of the total population are *children under the age of 18* (Hamilton County has 23% under 18).

Geographically, the **Middle Valley** community includes census tracts 104.12 and 104.13

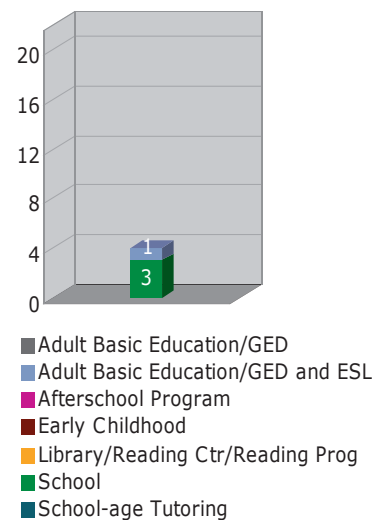
Median Household Income



Reading Deficiency in Middle Valley



Middle Valley Reading Assets



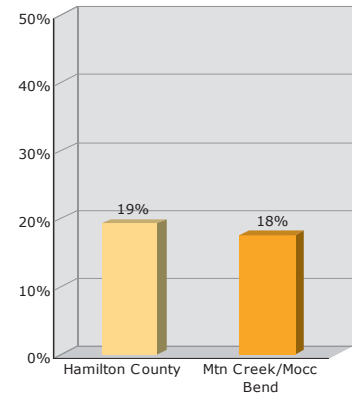
# MOUNTAIN CREEK/MOCCASIN BEND

COMMUNITY NUMBER 25

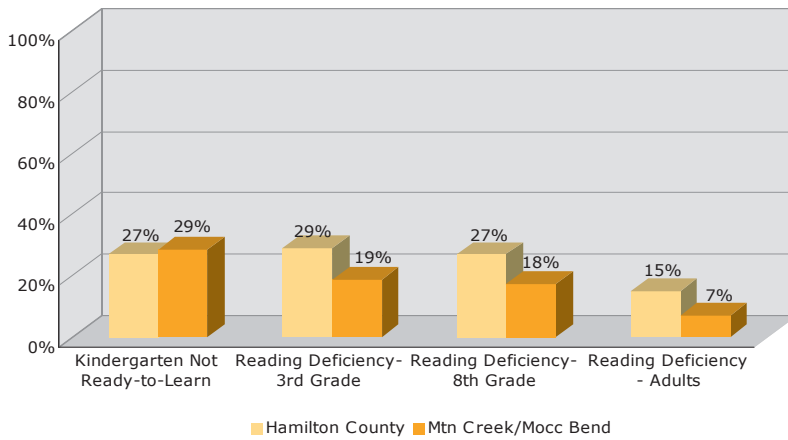
The **Mountain Creek/Moccasin Bend** community is comprised of 7,617 people and 3,738 households. Sixteen percent (16%) of the total population are *children under the age of 18* (Hamilton County has 23% under 18).

Geographically, the **Mountain Creek/Moccasin Bend** community includes census tract 109.

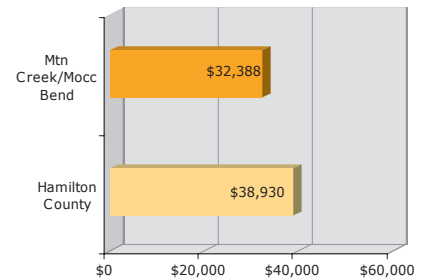
No High School Diploma or GED



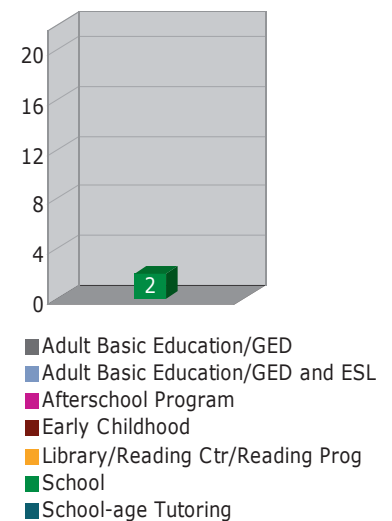
Reading Deficiency in Mountain Creek/Moccasin Bend



Median Household Income



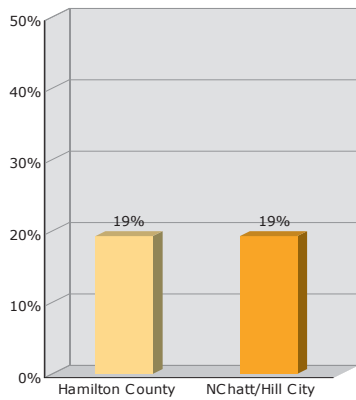
Mountain Creek/Moccasin Bend Reading Assets



# NORTH CHATTANOOGA/HILL CITY

COMMUNITY NUMBER 26

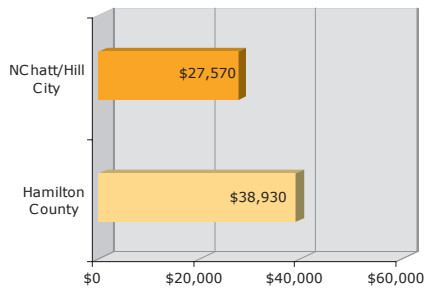
No High School Diploma or GED



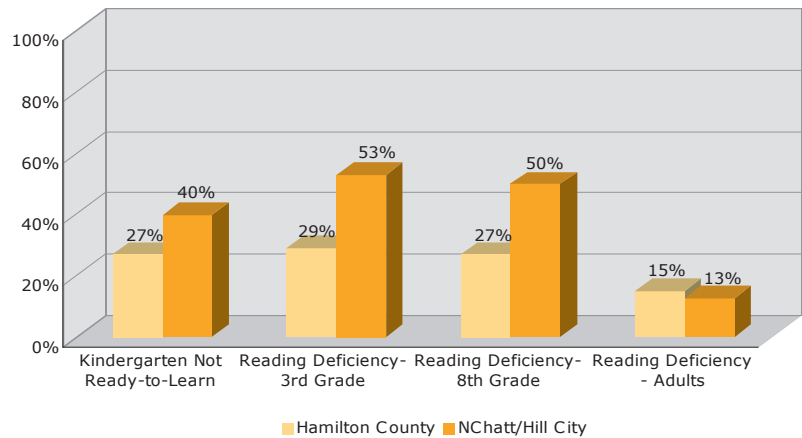
The **North Chattanooga/Hill City** community is comprised of 6,768 people and 2,576 households. Fourteen percent (14%) of the total population are *children under the age of 18* (Hamilton County has 23% under 18).

Geographically, the **North Chattanooga/Hill City** community includes census tracts 6, 8, and 10.

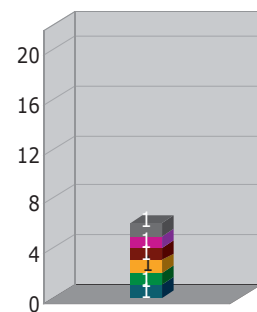
Median Household Income



Reading Deficiency in North Chattanooga/Hill City



North Chattanooga/Hill City Reading Assets



- Adult Basic Education/GED
- Adult Basic Education/GED and ESL
- Afterschool Program
- Early Childhood
- Library/Reading Ctr/Reading Prog
- School
- School-age Tutoring

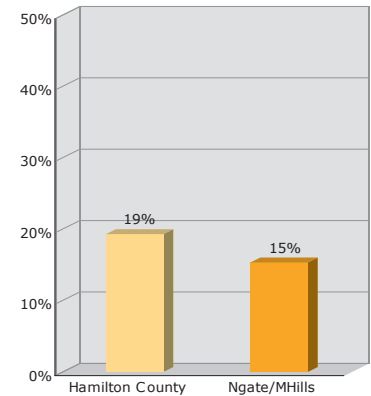
# NORTHGATE/MURRAY HILLS

COMMUNITY NUMBER 27

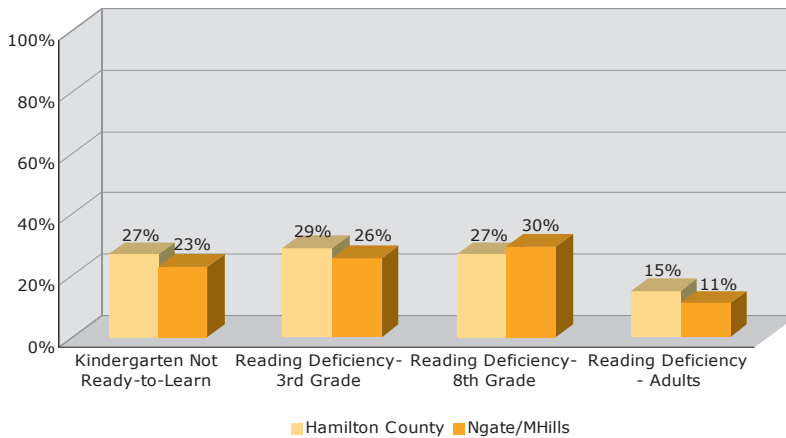
The **Northgate/Murray Hills** community is comprised of 7,617 people and 3,738 households. Sixteen percent (16%) of the total population are *children under the age of 18* (Hamilton County has 23% under 18).

Geographically, the **Northgate/Murray Hills** community includes census tracts 104.33 and 114.11

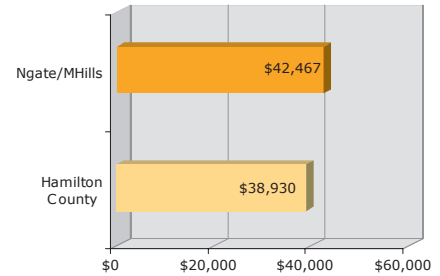
No High School Diploma or GED



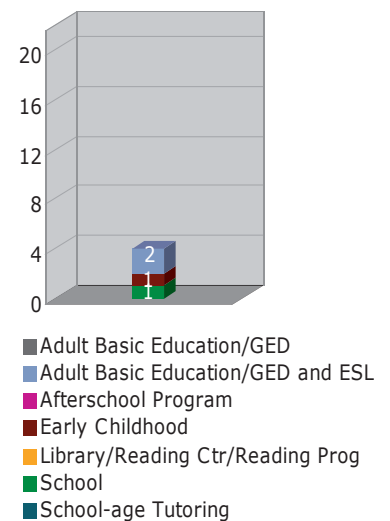
Reading Deficiency in Northgate/Murray Hills



Median Household Income



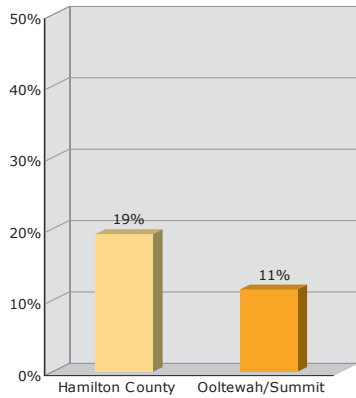
Northgate/Murray Hills Reading Assets



# OOLTEWAH/SUMMIT

COMMUNITY NUMBER 28

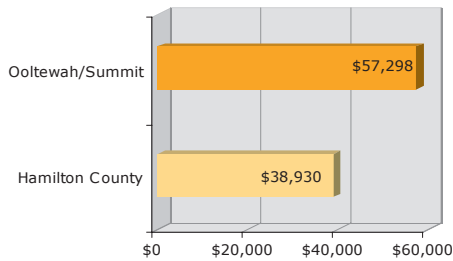
No High School Diploma or GED



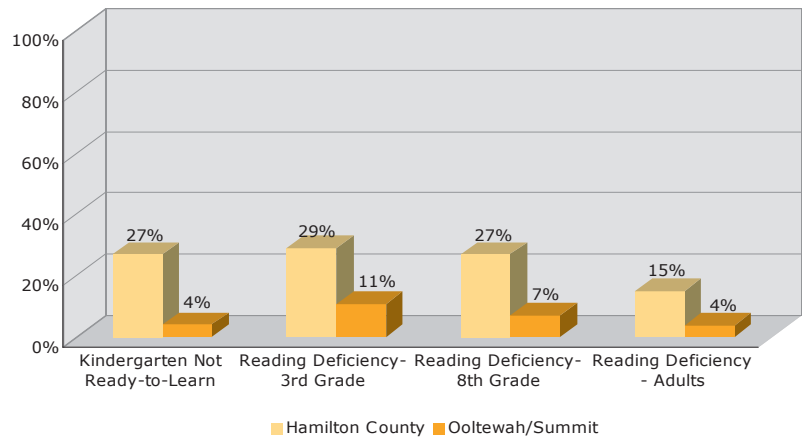
The **Ooltewah/Summit** community is comprised of 10,455 people and 3,859 households. Twenty-six percent (26%) of the total population are *children under the age of 18* (Hamilton County has 23% under 18).

Geographically, the **Ooltewah/Summit** community includes census tracts 112.01 and 114.14.

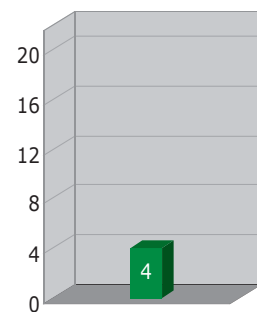
Median Household Income



Reading Deficiency in Ooltewah/Summit



Ooltewah/Summit Reading Assets



- Adult Basic Education/GED
- Adult Basic Education/GED and ESL
- Afterschool Program
- Early Childhood
- Library/Reading Ctr/Reading Prog
- School
- School-age Tutoring

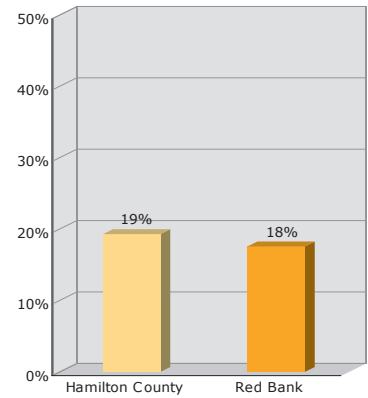
# RED BANK

## COMMUNITY NUMBER 29

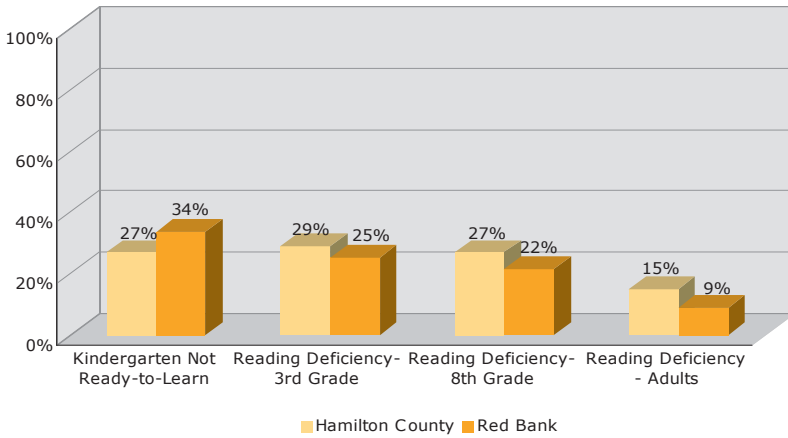
The **Red Bank** community is comprised of 10,172 people and 4,912 households. Twenty percent (20%) of the total population are *children under the age of 18* (Hamilton County has 23% under 18).

Geographically, the **Red Bank** community includes census tracts 106, 107, and 108.

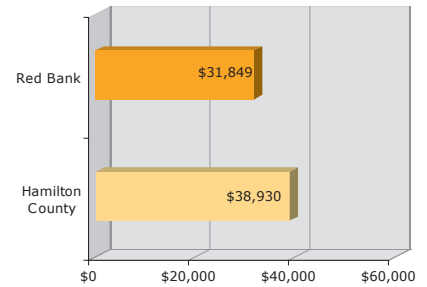
No High School Diploma or GED



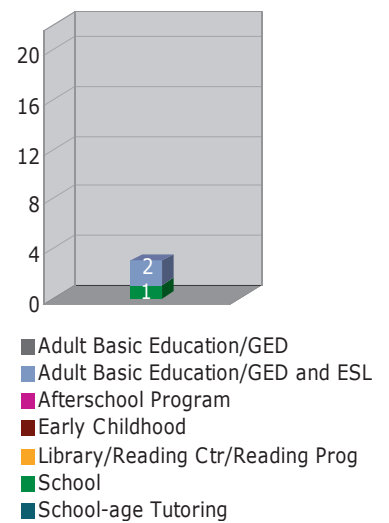
Reading Deficiency in Red Bank



Median Household Income



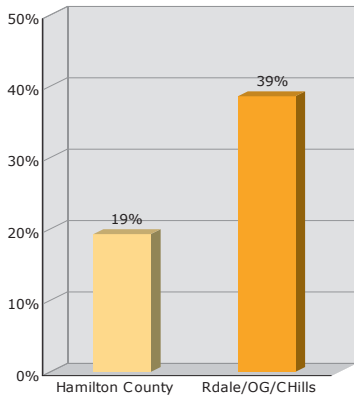
Red Bank Reading Assets



# RIDGEDALE/OAK GROVE/CLIFTON HILLS

COMMUNITY NUMBER 30

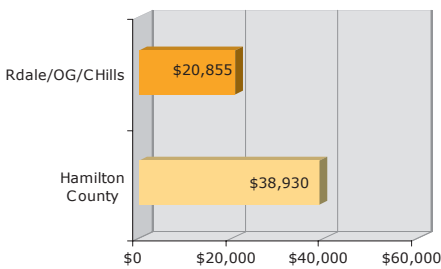
No High School Diploma or GED



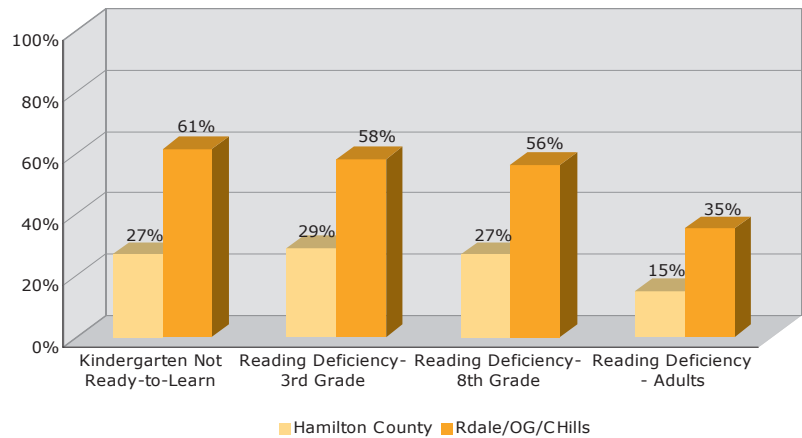
The **Ridgedale/Oak Grove/Clifton Hills** community is comprised of 8,619 people and 3,366 households. Twenty-eight percent (28%) of the total population are *children under the age of 18* (Hamilton County has 23% under 18).

Geographically, the **Ridgedale/Oak Grove/Clifton Hills** community includes census tracts 13, 25, and 26.

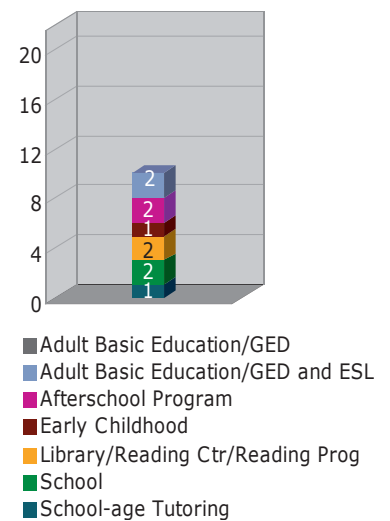
Median Household Income



Reading Deficiency in Ridgedale/Oak Grove/Clifton Hills



Ridgedale/Oak Grove/Clifton Hills Reading Assets



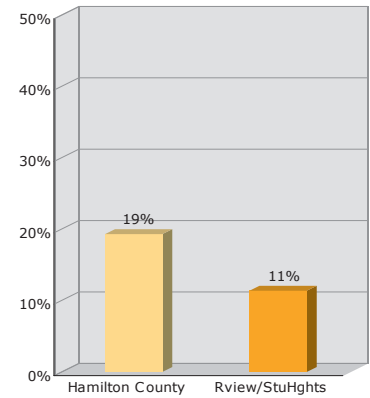
# RIVERVIEW/STUART HEIGHTS

COMMUNITY NUMBER 31

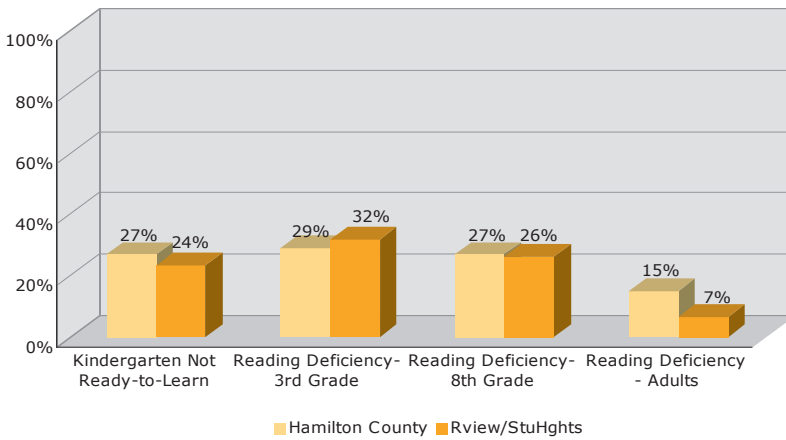
The **Riverview/Stuart Heights** community is comprised of 6,348 people and 3,146 households. Sixteen percent (16%) of the total population are *children under the age of 18* (Hamilton County has 23% under 18).

Geographically, the **Riverview/Stuart Heights** community includes census tracts 7 and 105.02.

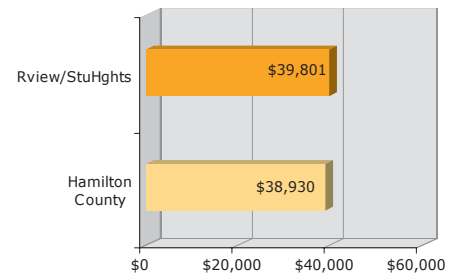
No High School Diploma or GED



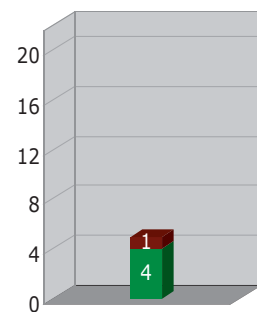
Reading Deficiency in Riverview/Stuart Heights



Median Household Income



Riverview/Stuart Heights Reading Assets



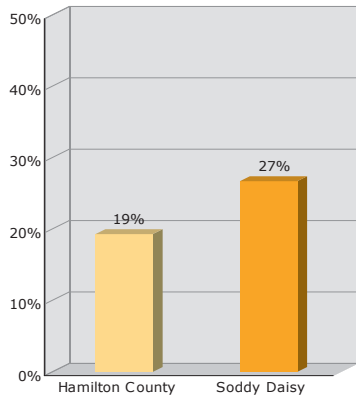
- Adult Basic Education/GED
- Adult Basic Education/GED and ESL
- Afterschool Program
- Early Childhood
- Library/Reading Ctr/Reading Prog
- School
- School-age Tutoring



# SODDY DAISY

COMMUNITY NUMBER 32

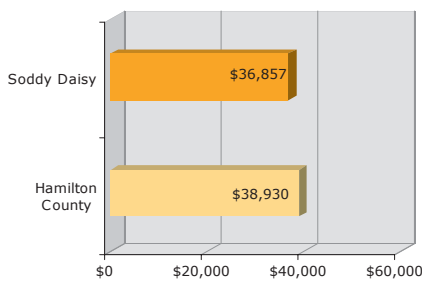
No High School Diploma or GED



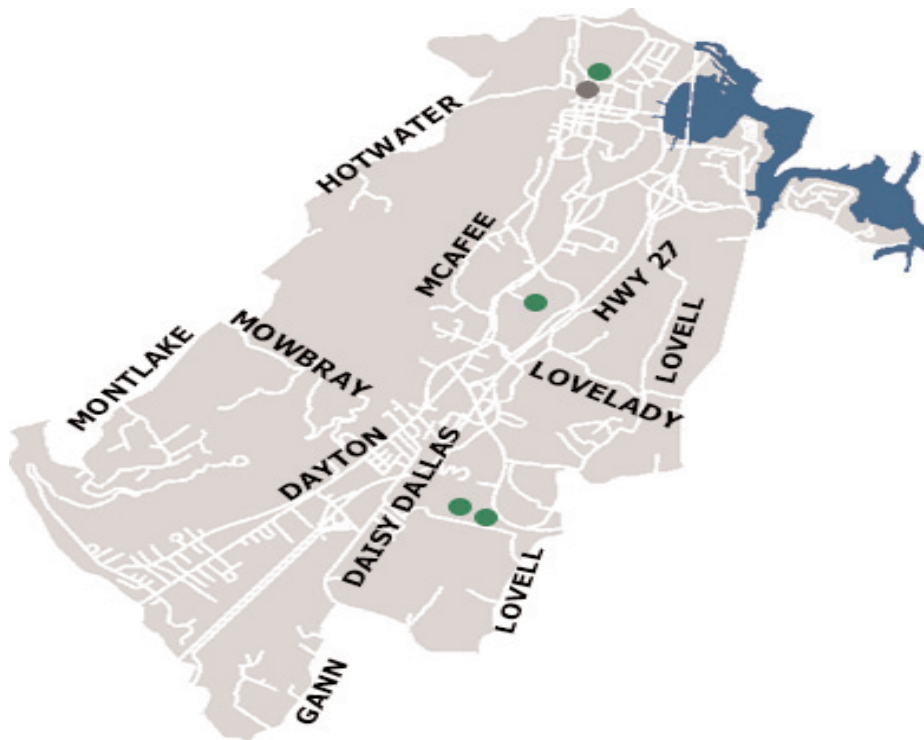
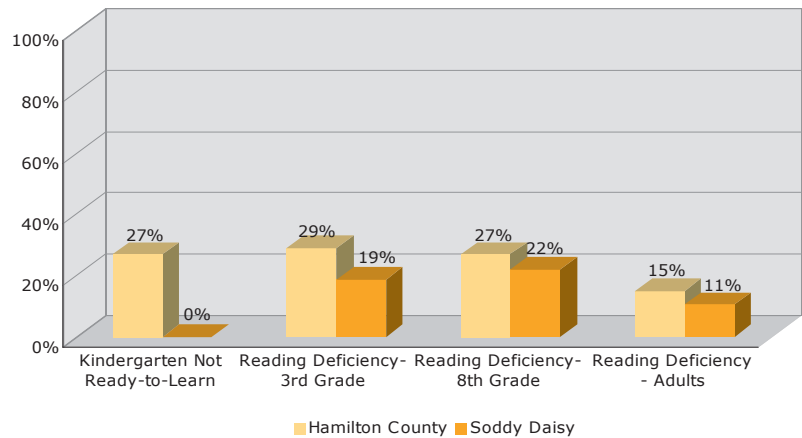
The **Soddy Daisy** community is comprised of 8,048 people and 3,155 households. Twenty-three percent (23%) of the total population are *children under the age of 18* (Hamilton County has 23% under 18).

Geographically, the **Soddy Daisy** community includes census tract 103.02.

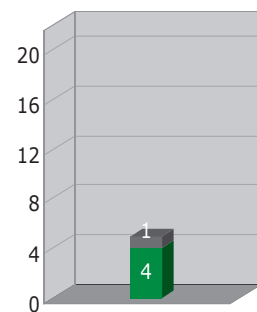
Median Household Income



Reading Deficiency in Soddy Daisy



Soddy Daisy Reading Assets



- Adult Basic Education/GED
- Adult Basic Education/GED and ESL
- Afterschool Program
- Early Childhood
- Library/Reading Ctr/Reading Prog
- School
- School-age Tutoring

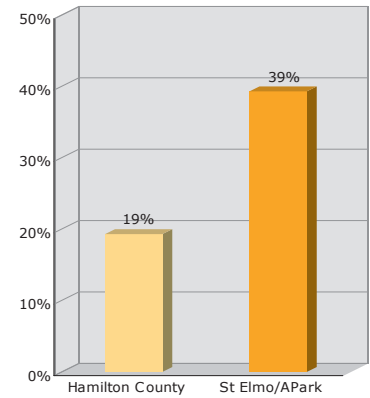
# ST. ELMO/ALTON PARK/EAST LAKE

## COMMUNITY NUMBER 33

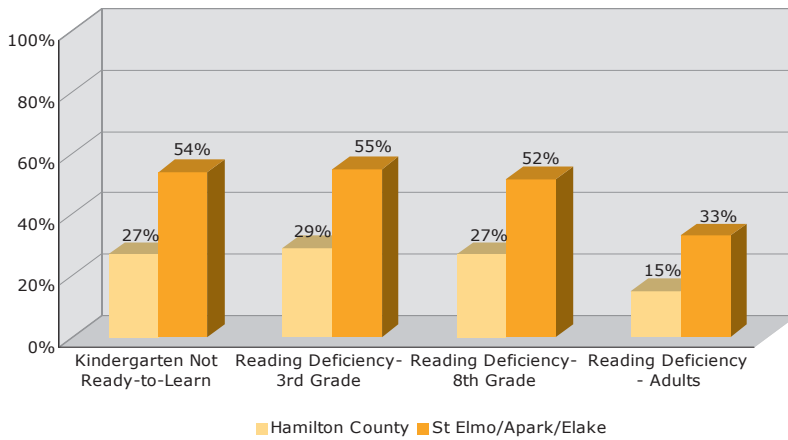
The **St. Elmo/Alton Park/East Lake** community is comprised of 12,409 people and 4,870 households. Twenty-nine percent (29%) of the total population are *children under the age of 18* (Hamilton County has 23% under 18).

Geographically, the **St. Elmo/Alton Park/East Lake** community includes census tracts 18, 19, 23, and 24.

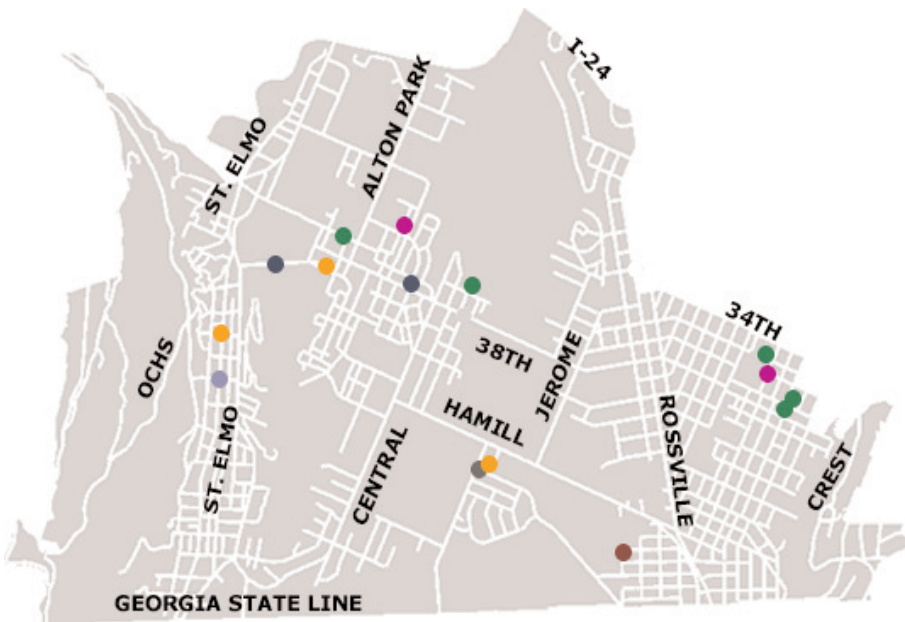
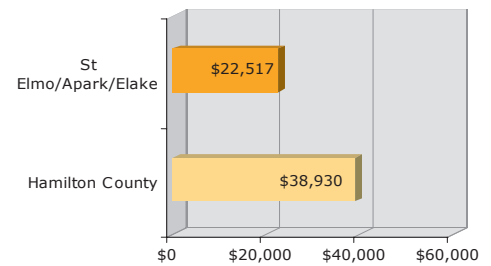
No High School Diploma or GED



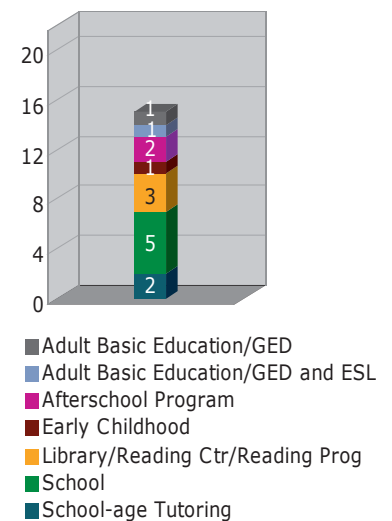
Reading Deficiency in St. Elmo/Alton Park/East Lake



Median Household Income



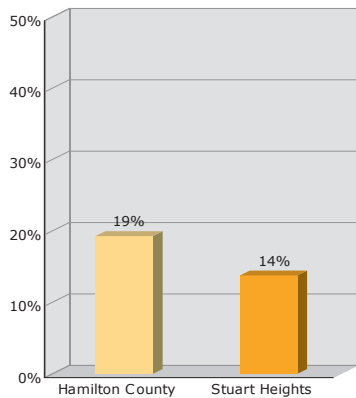
St. Elmo/Alton Park/East Lake Reading Assets



# STUART HEIGHTS

COMMUNITY NUMBER 34

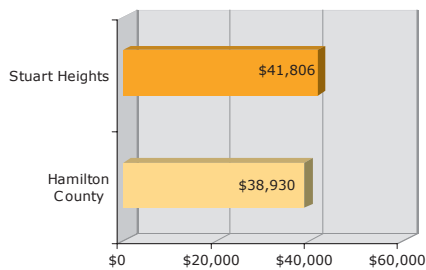
No High School Diploma or GED



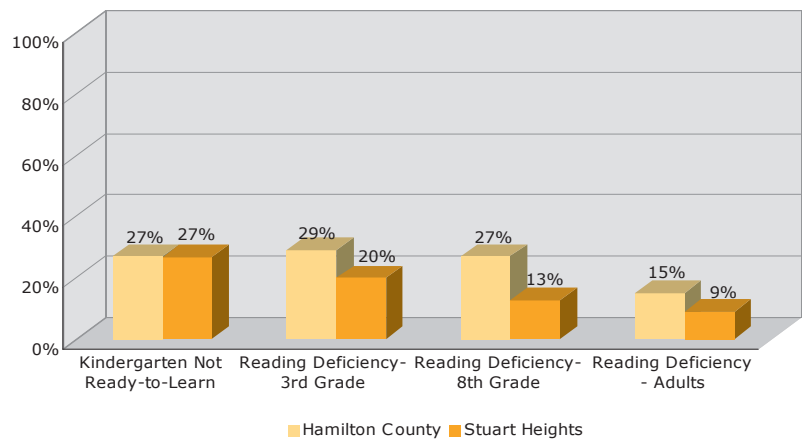
The **Stuart Heights** community is comprised of 5,984 people and 2,569 households. Twenty-one percent (21%) of the total population are *children under the age of 18* (Hamilton County has 23% under 18).

Geographically, the **Stuart Heights** community includes census tract 105.01.

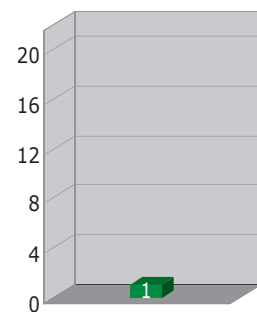
Median Household Income



Reading Deficiency in Stuart Heights



Stuart Heights Reading Assets



- Adult Basic Education/GED
- Adult Basic Education/GED and ESL
- Afterschool Program
- Early Childhood
- Library/Reading Ctr/Reading Prog
- School
- School-age Tutoring

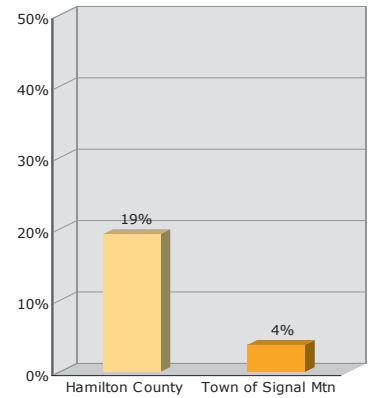
# TOWN OF SIGNAL MOUNTAIN

## COMMUNITY NUMBER 35

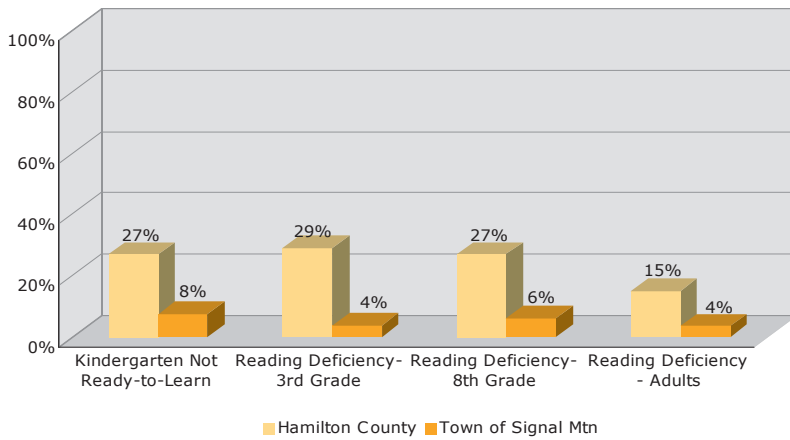
The **Town of Signal Mountain** community is comprised of 6,437 people and 2,593 households. Twenty-four percent (24%) of the total population are *children under the age of 18* (Hamilton County has 23% under 18).

Geographically, the **Town of Signal Mountain** community includes census tract 111.

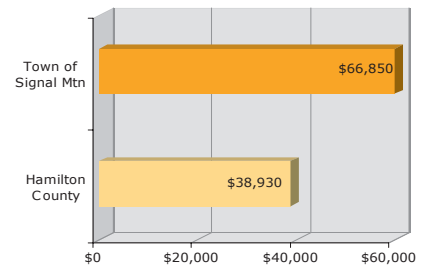
No High School Diploma or GED



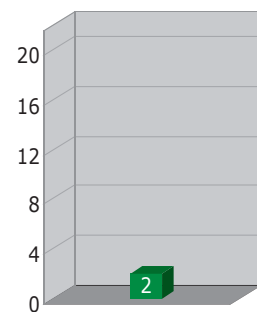
Reading Deficiency in Town of Signal Mountain



Median Household Income



Town of Signal Mountain Reading Assets

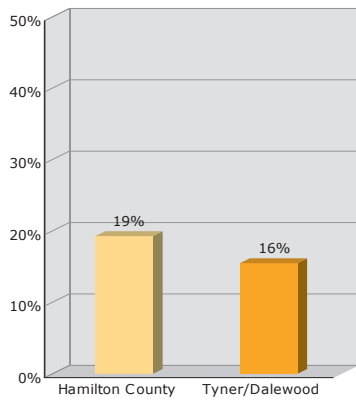


- Adult Basic Education/GED
- Adult Basic Education/GED and ESL
- Afterschool Program
- Early Childhood
- Library/Reading Ctr/Reading Prog
- School
- School-age Tutoring

# TYNER/DALEWOOD

COMMUNITY NUMBER 36

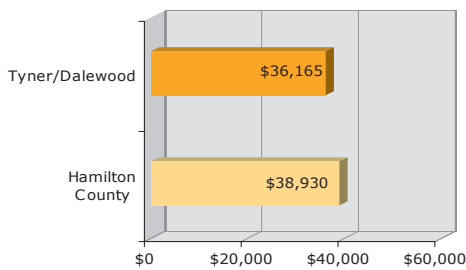
No High School Diploma or GED



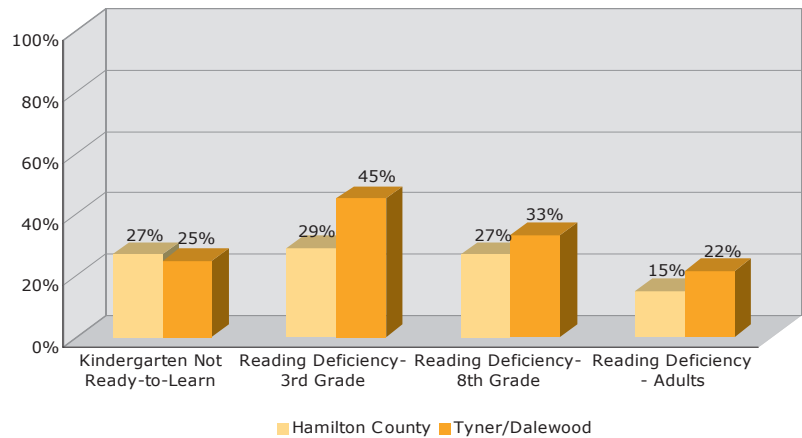
The **Tyner/Dalewood** community is comprised of 8,695 people and 3,622 households. Twenty-two percent (22%) of the total population are *children under the age of 18* (Hamilton County has 23% under 18).

Geographically, the **Tyner/Dalewood** community includes census tract 114.03.


Median Household Income



Reading Deficiency in Tyner/Dalewood



Tyner/Dalewood Reading Assets



- Adult Basic Education/GED
- Adult Basic Education/GED and ESL
- Afterschool Program
- Early Childhood
- Library/Reading Ctr/Reading Prog
- School
- School-age Tutoring



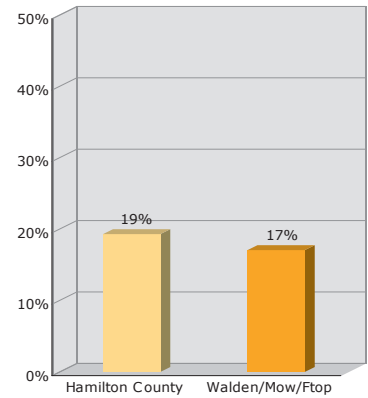
# WALDEN/MOWBRAY/FLAT TOP

COMMUNITY NUMBER 37

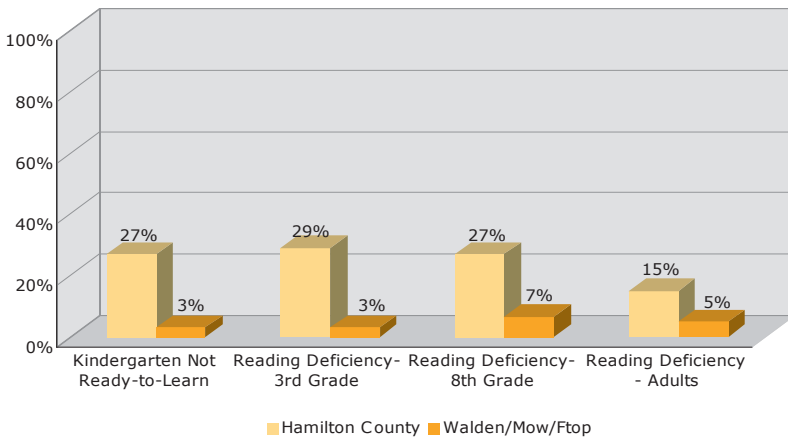
The **Walden/Mowbray/Flat Top** community is comprised of 7,976 people and 2,918 households. Twenty-seven percent (27%) of the total population are *children under the age of 18* (Hamilton County has 23% under 18).

Geographically, the **Walden/Mowbray/Flat Top** community includes census tract 110.

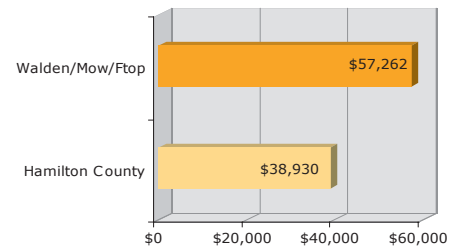
No High School Diploma or GED



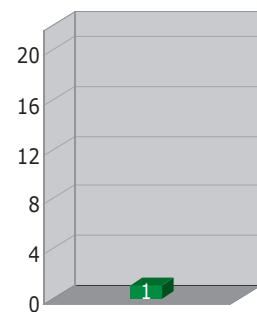
Reading Deficiency in Walden/Mowbray/Flat Top



Median Household Income



Walden/Mowbray/Flat Top Reading Assets

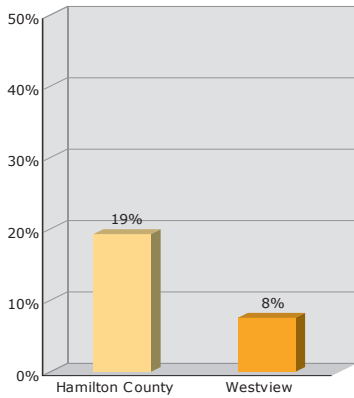


- Adult Basic Education/GED
- Adult Basic Education/GED and ESL
- Afterschool Program
- Early Childhood
- Library/Reading Ctr/Reading Prog
- School
- School-age Tutoring

# WESTVIEW

COMMUNITY NUMBER 38

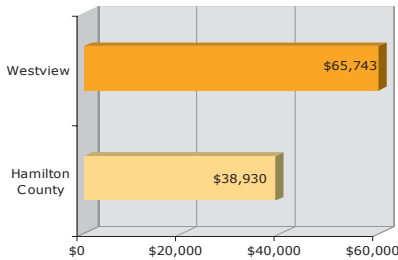
No High School Diploma or GED



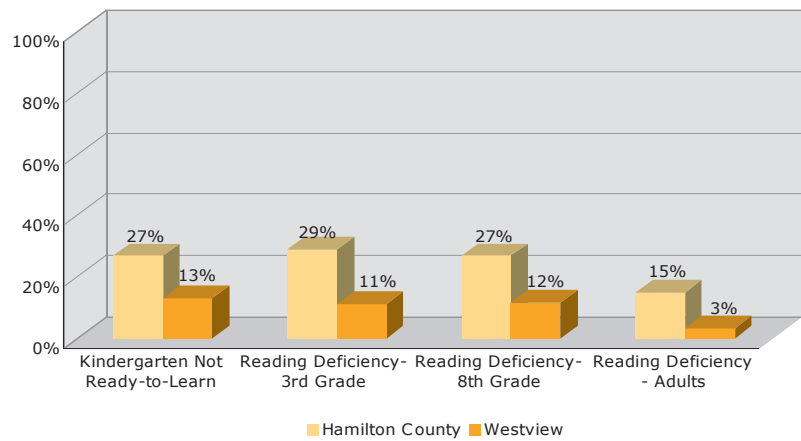
The **Westview** community is comprised of 8,111 people and 2,980 households. Twenty-five percent (25%) of the total population are *children under the age of 18* (Hamilton County has 23% under 18).

Geographically, the **Westview** community includes census tract 113.13.

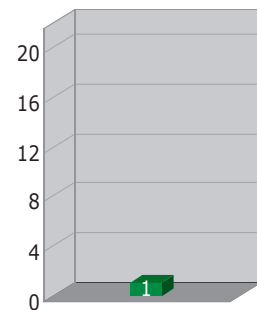
Median Household Income



Reading Deficiency in Westview



Westview Reading Assets



- Adult Basic Education/GED
- Adult Basic Education/GED and ESL
- Afterschool Program
- Early Childhood
- Library/Reading Ctr/Reading Prog
- School
- School-age Tutoring

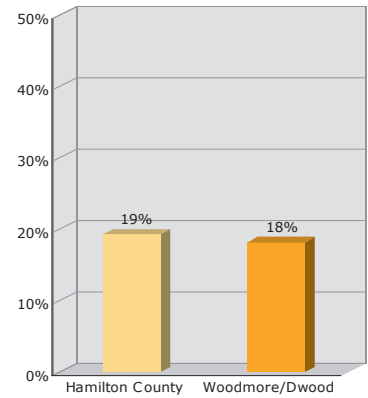
# WOODMORE/DALEWOOD

COMMUNITY NUMBER 39

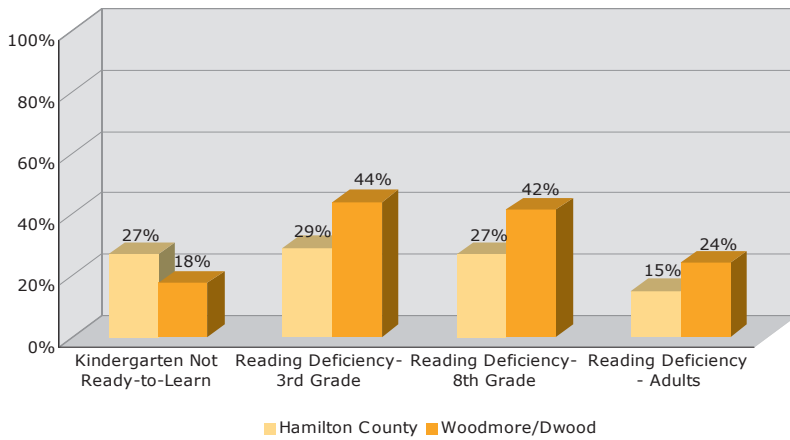
The **Woodmore/Dalewood** community is comprised of 11,374 people and 5,029 households. Twenty-three percent (23%) of the total population are *children under the age of 18* (Hamilton County also has 23% under 18).

Geographically, the **Woodmore/Dalewood** community includes census tracts 33 and 34.

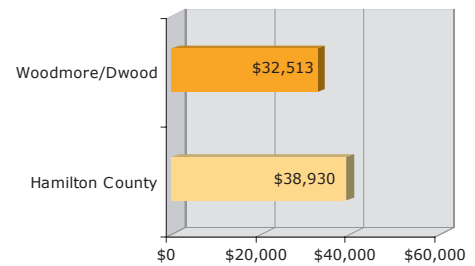
No High School Diploma or GED



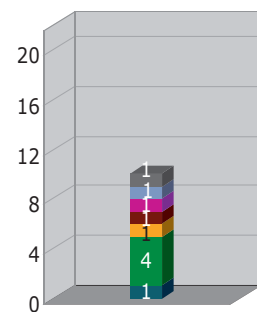
Reading Deficiency in Woodmore/Dalewood



Median Household Income



Woodmore/Dalewood Reading Assets



- Adult Basic Education/GED
- Adult Basic Education/GED and ESL
- Afterschool Program
- Early Childhood
- Library/Reading Ctr/Reading Prog
- School
- School-age Tutoring

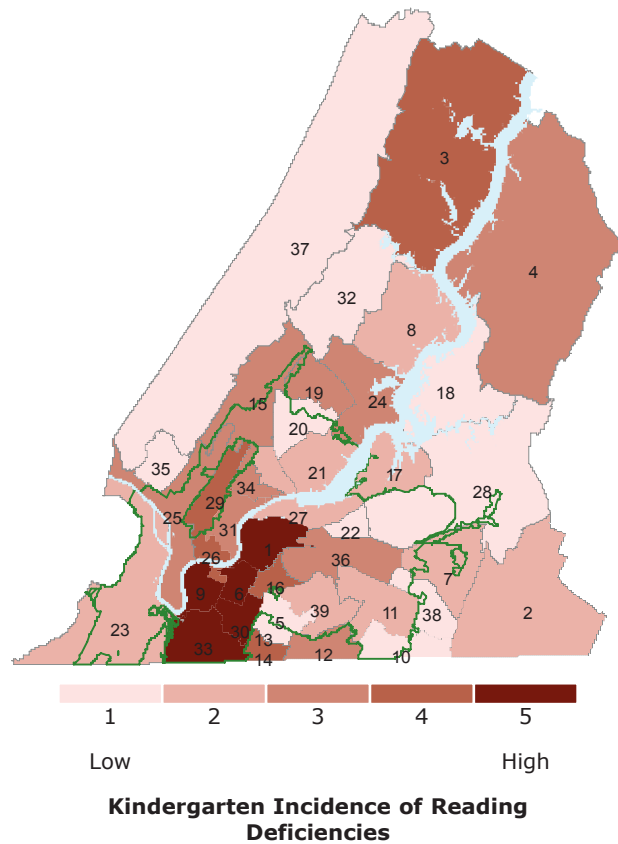


# READING ACROSS THE COUNTY

# KINDERGARTEN

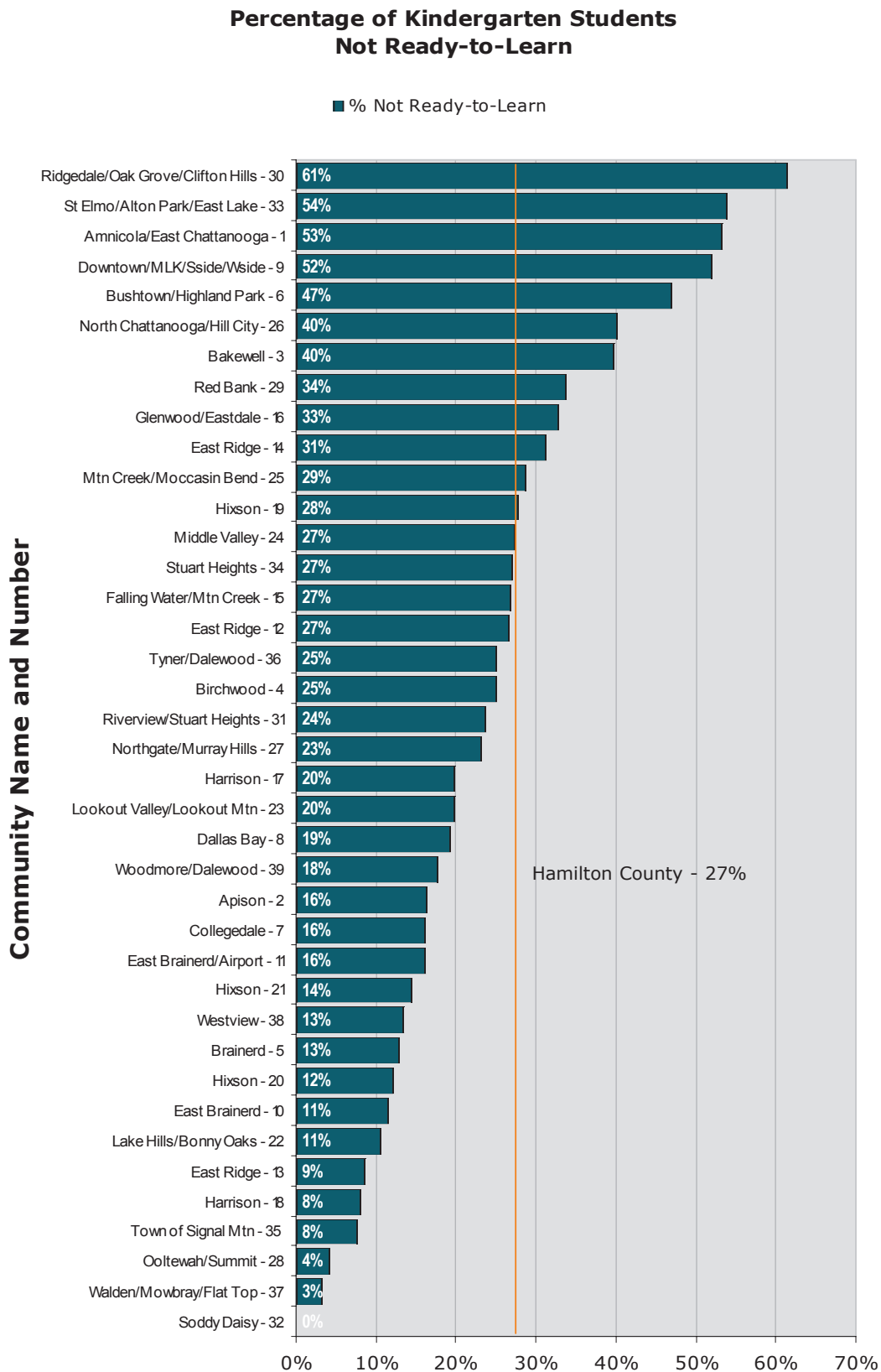
A color-coded rank of one to five was assigned to each community based on kindergarten readiness test scores. A rank of one represents the lowest incidence of reading deficiency and a rank of five represents the highest incidence of reading deficiency.

Rank	Community and Community Number	% Not Ready-to-Learn
5	Ridgedale/Oak Grove/Clifton Hills - 30	61%
	St Elmo/Alton Park/East Lake - 33	54%
	Amnicola/East Chattanooga - 1	53%
	Downtown/MLK/Southside/Westside - 9	52%
	Bushtown/Highland Park - 6	47%
4	North Chattanooga/Hill City - 26	40%
	Bakewell - 3	40%
	Red Bank - 29	34%
	Glenwood/Eastdale - 16	33%
	East Ridge - 14	31%
3	Mtn Creek/Moccasin Bend - 25	29%
	Hixson - 19	28%
	Middle Valley - 24	27%
	Stuart Heights - 34	27%
	Falling Water/Mtn Creek - 15	27%
	East Ridge - 12	27%
	Birchwood - 4	25%
	Tyner/Dalewood - 36	25%
	Riverview/Stuart Heights - 31	24%
2	Northgate/Murray Hills - 27	23%
	Harrison - 17	20%
	Lookout Valley/Lookout Mtn - 23	20%
	Dallas Bay - 8	19%
	Woodmore/Dalewood - 39	18%
	Apison - 2	16%
	Collegedale - 7	16%
	East Brainerd/Airport - 11	16%
	Hixson - 21	14%
1	Westview - 38	13%
	Brainerd - 5	13%
	Hixson - 20	12%
	East Brainerd - 10	11%
	Lake Hills/Bonny Oaks - 22	11%
	East Ridge - 13	9%
	Harrison - 18	8%
	Town of Signal Mtn - 35	8%
	Ooltewah/Summit - 28	4%
	Walden/Mowbray/Flat Top - 37	3%
	Soddy Daisy - 32	0%
	<b>Hamilton County</b>	<b>27%</b>



610 out of 2,296 Hamilton County kindergarten students (27%) were considered not ready-to-learn. The highest percentage can be found in the Ridgedale/Oak Grove/Clifton Hills community (61%), and the lowest percentage can be found in the Soddy Daisy community (0%).

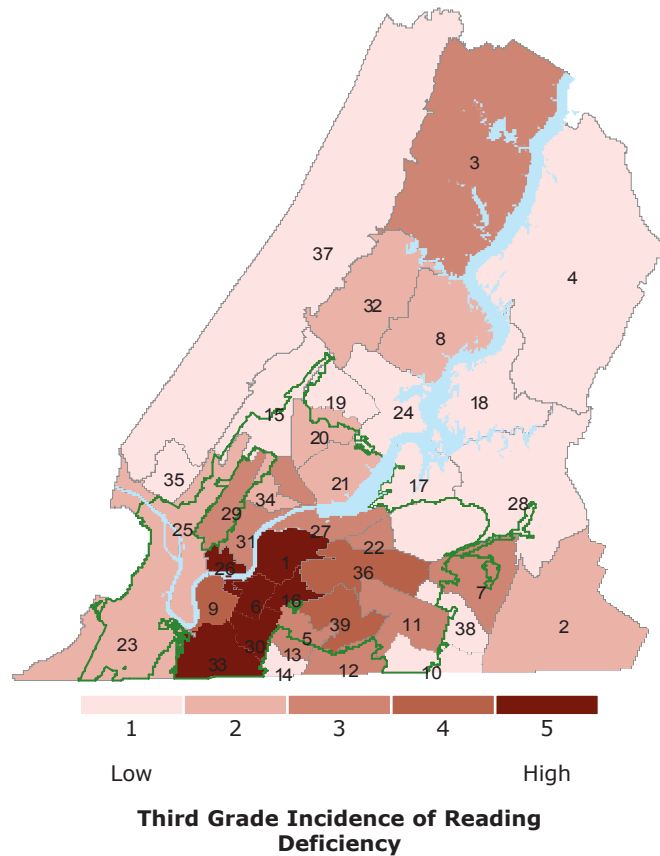
The following chart ranks the 39 Hamilton County communities according to the percentage of kindergarten students considered not ready-to-learn based on kindergarten readiness test scores. The orange vertical line represents the percentage of kindergarten students countywide for comparison.



# THIRD GRADE

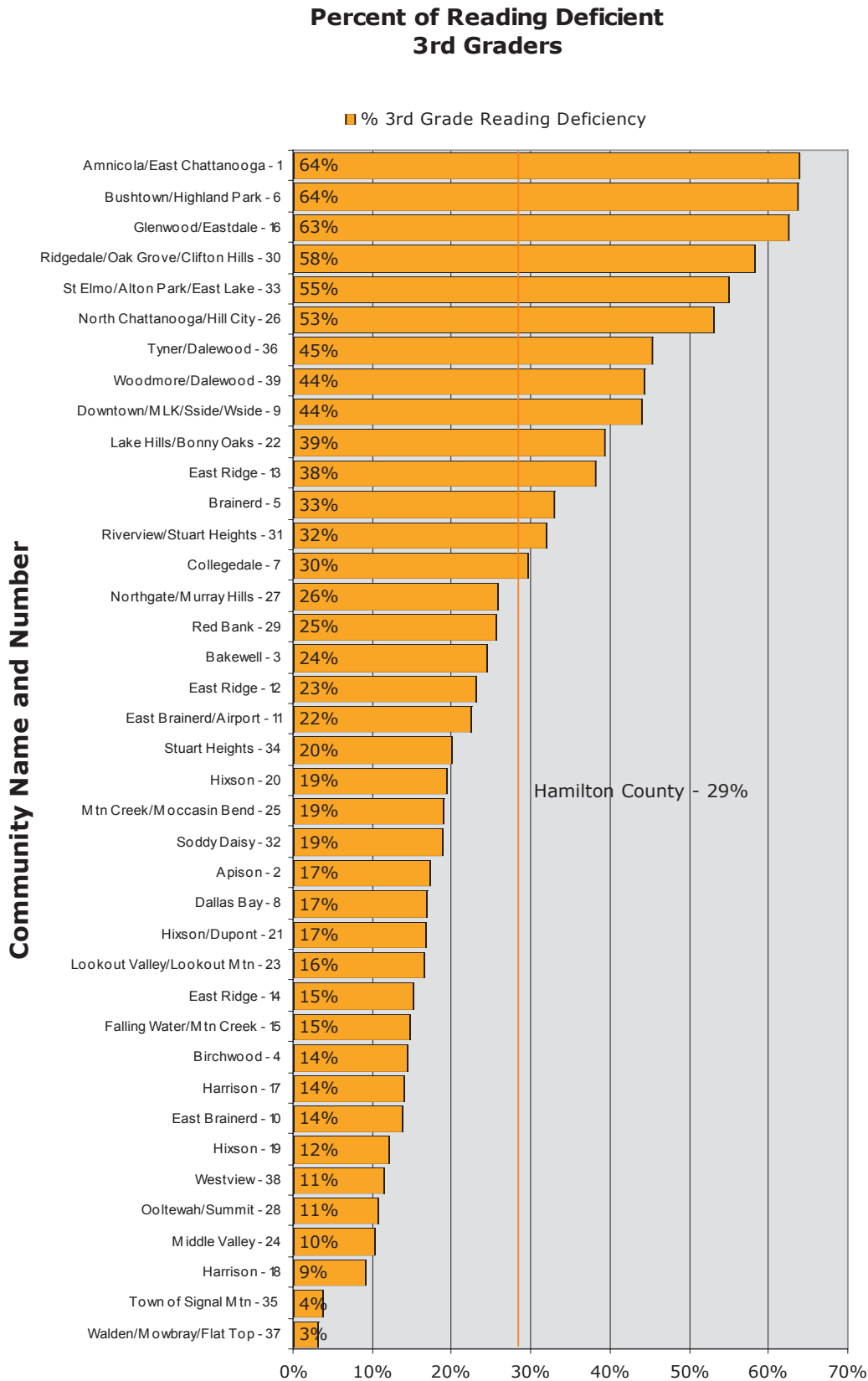
A color-coded rank of one to five was assigned to each community based on third grade reading scores. A rank of one represents the lowest incidence of reading deficiency and a rank of five represents the highest incidence of reading deficiency.

Rank	Community and Community Number	% 3rd Grade Reading Deficiency
5	Amnicola/East Chattanooga - 1	64%
	Bushtown/Highland Park - 6	64%
	Glenwood/Eastdale - 16	63%
	Ridgedale/Oak Grove/Clifton Hills - 30	58%
	St Elmo/Alton Park/East Lake - 33	55%
	North Chattanooga/Hill City - 26	53%
4	Tyner/Dalewood - 36	45%
	Woodmore/Dalewood - 39	44%
	Downtown/MLK/Southside/Westside - 9	44%
3	Lake Hills/Bonny Oaks - 22	39%
	East Ridge - 13	38%
	Brainerd - 5	33%
	Riverview/Stuart Heights - 31	32%
	Collegedale - 7	30%
	Northgate/Murray Hills - 27	26%
	Red Bank - 29	25%
	Bakewell - 3	24%
	East Ridge - 12	23%
	East Brainerd/Airport - 11	22%
2	Stuart Heights - 34	20%
	Hixson - 20	19%
	Mtn Creek/Moccasin Bend - 25	19%
	Soddy Daisy - 32	19%
	Apison - 2	17%
	Dallas Bay - 8	17%
	Hixson - 21	17%
	Lookout Valley/Lookout Mtn - 23	16%
1	East Ridge - 14	15%
	Falling Water/Mtn Creek - 15	15%
	Birchwood - 4	14%
	Harrison - 17	14%
	East Brainerd - 10	14%
	Hixson - 19	12%
	Westview - 38	11%
	Ooltewah/Summit - 28	11%
	Middle Valley - 24	10%
	Harrison - 18	9%
	Town of Signal Mtn - 35	4%
	Walden/Mowbray/Flat Top - 37	3%
	<b>Hamilton County</b>	<b>29%</b>



835 out of 2,875 Hamilton County third graders (29%) are considered reading deficient. The highest percentage can be found in both the Amnicola/East Chattanooga community (64%) and the Bushtown/Highland Park community (64%). The lowest percentage can be found in the Walden/Mowbray/Flat Top community (3%).

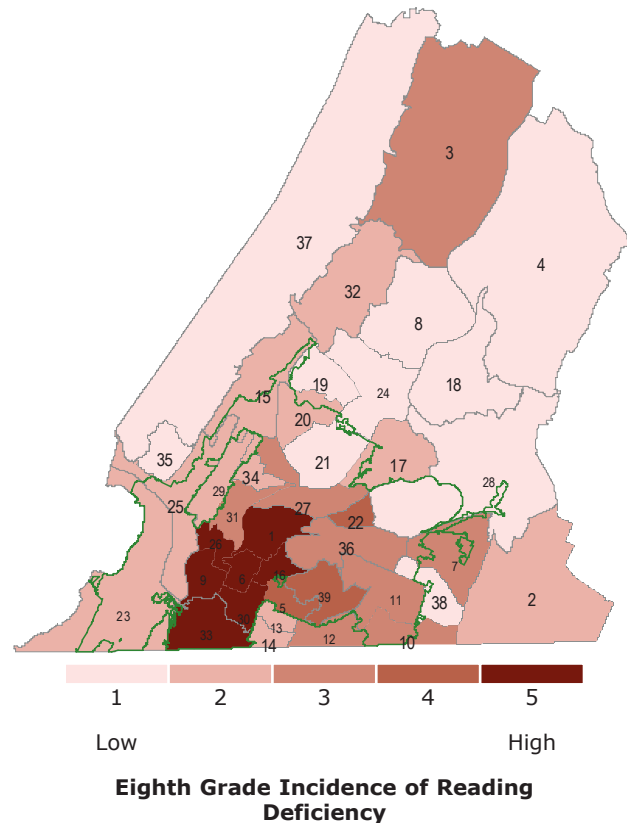
The following chart ranks the 39 Hamilton County communities according to the percentage of third grade students that are reading deficient based on reading test scores. The orange vertical line represents the percentage of third grade students countywide for comparison



# EIGHTH GRADE

A color-coded rank of one to five was assigned to each community based on eighth grade reading scores. A rank of one represents the lowest incidence of reading deficiency and a rank of five represents the highest incidence of reading deficiency.

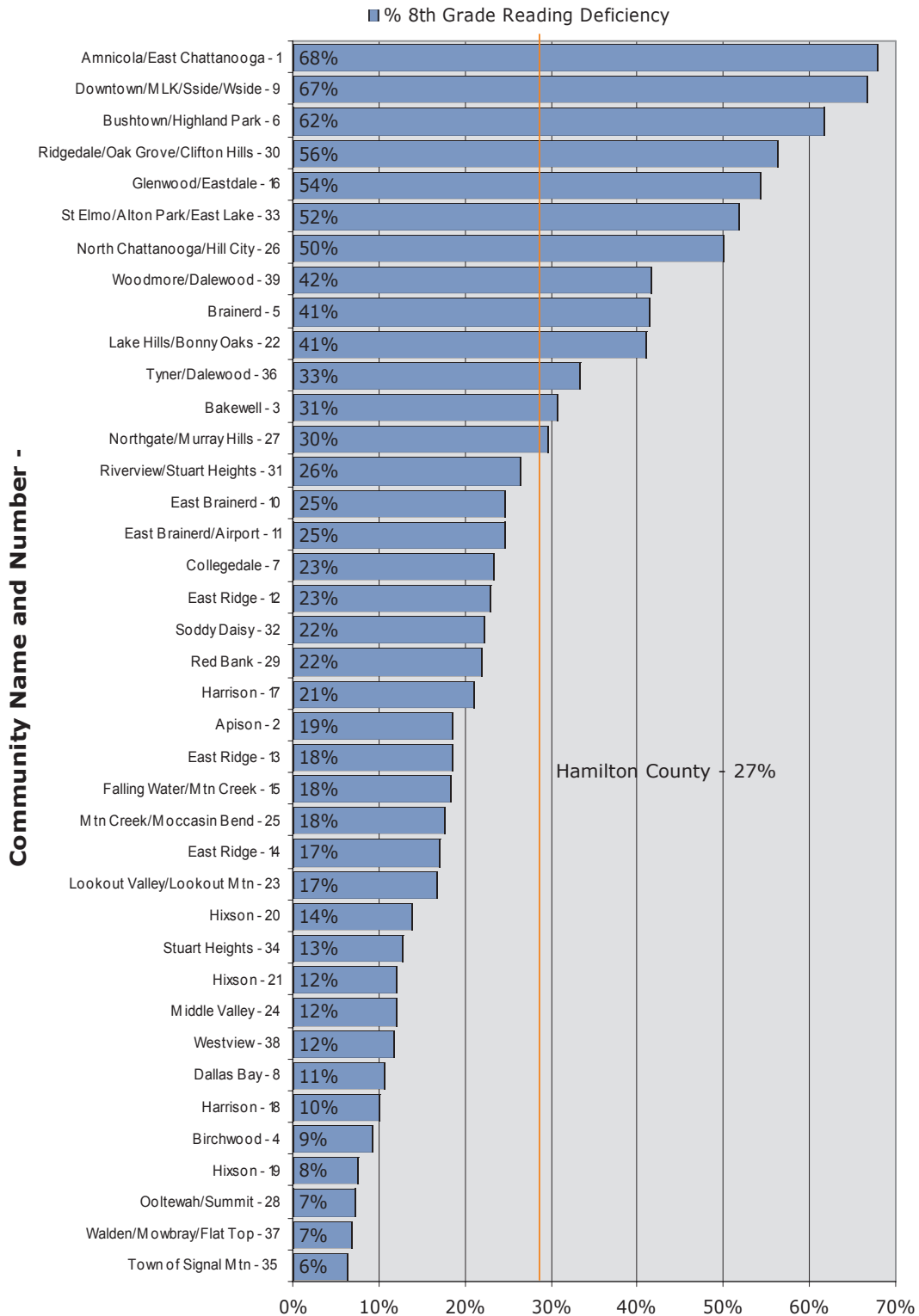
Rank	Community and Community Number	% 8th Grade Reading Deficiency
5	Amnicola/East Chattanooga - 1	68%
	Downtown/MLK/Southside/Westside - 9	67%
	Bushtown/Highland Park - 6	62%
	Ridgedale/Oak Grove/Clifton Hills - 30	56%
	Glenwood/Eastdale - 16	54%
	St Elmo/Alton Park/East Lake - 33	52%
	North Chattanooga/Hill City - 26	50%
4	Woodmore/Dalewood - 39	42%
	Brainerd - 5	41%
	Lake Hills/Bonny Oaks - 22	41%
3	Tyner/Dalewood - 36	33%
	Bakewell - 3	31%
	Northgate/Murray Hills - 27	30%
	Riverview/Stuart Heights - 31	26%
	East Brainerd - 10	25%
	East Brainerd/Airport - 11	25%
	Collegedale - 7	23%
	East Ridge - 12	23%
2	Soddy Daisy - 32	22%
	Red Bank - 29	22%
	Harrison - 17	21%
	Apison - 2	19%
	East Ridge - 13	18%
	Falling Water/Mtn Creek - 15	18%
	Mtn Creek/Moccasin Bend - 25	18%
	East Ridge - 14	17%
	Lookout Valley/Lookout Mtn - 23	17%
	Hixson - 20	14%
	Stuart Heights - 34	13%
1	Hixson - 21	12%
	Middle Valley - 24	12%
	Westview - 38	12%
	Dallas Bay - 8	11%
	Harrison - 18	10%
	Birchwood - 4	9%
	Hixson - 19	8%
	Ooltewah/Summit - 28	7%
	Walden/Mowbray/Flat Top - 37	7%
	Town of Signal Mtn - 35	6%
	<b>Hamilton County</b>	<b>27%</b>



726 out of 2,706 Hamilton County eighth graders (27%) are considered reading deficient. The highest percentage can be found in the Amnicola/East Chattanooga community (68%), and the lowest percentage can be found in the Town of Signal Mountain community (6%).

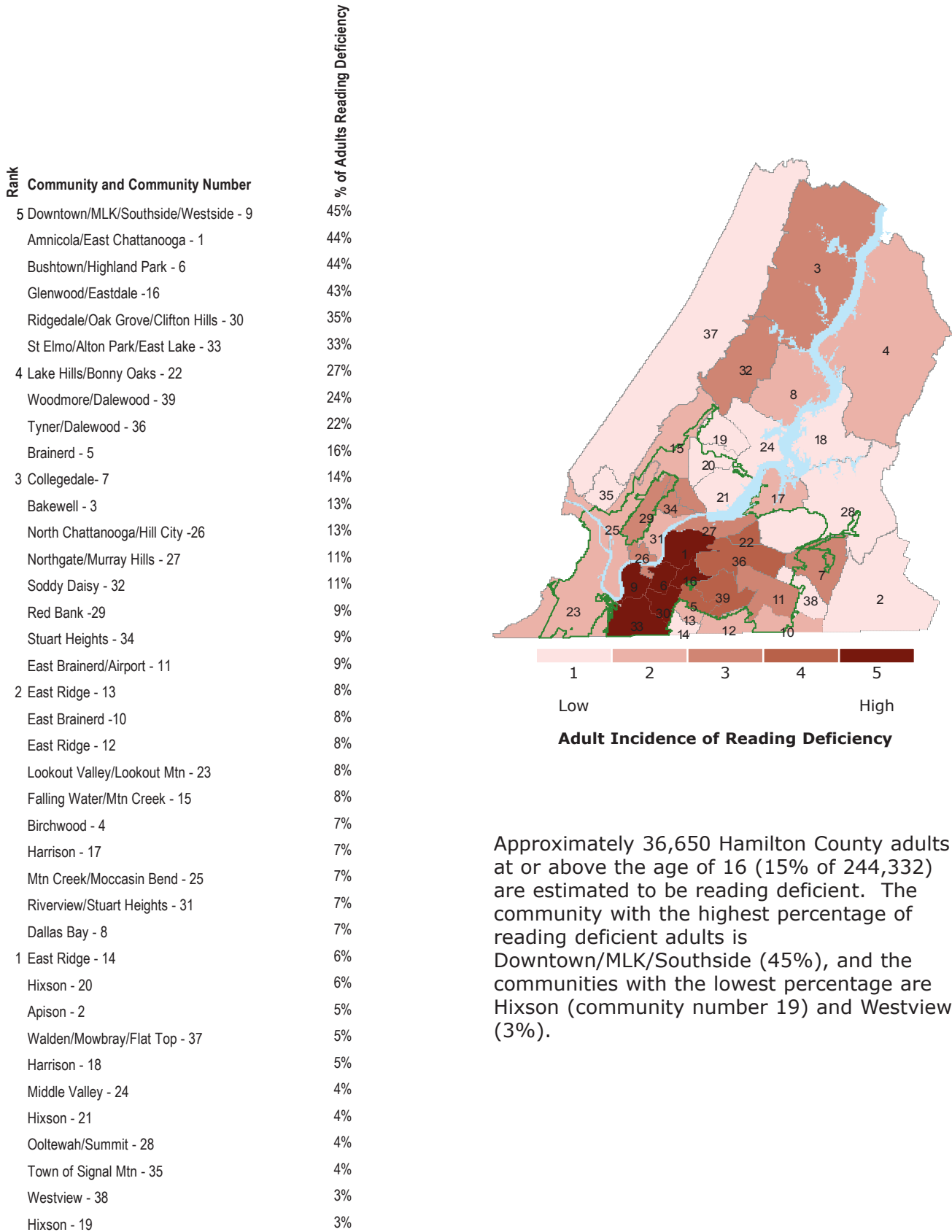
The following chart ranks the 39 Hamilton County communities according to the percentage of third grade students that are reading deficient based on reading test scores. The orange vertical line represents the percentage of third grade students countywide for comparison

## Percent of Reading Deficient 8th Graders



# ADULTS

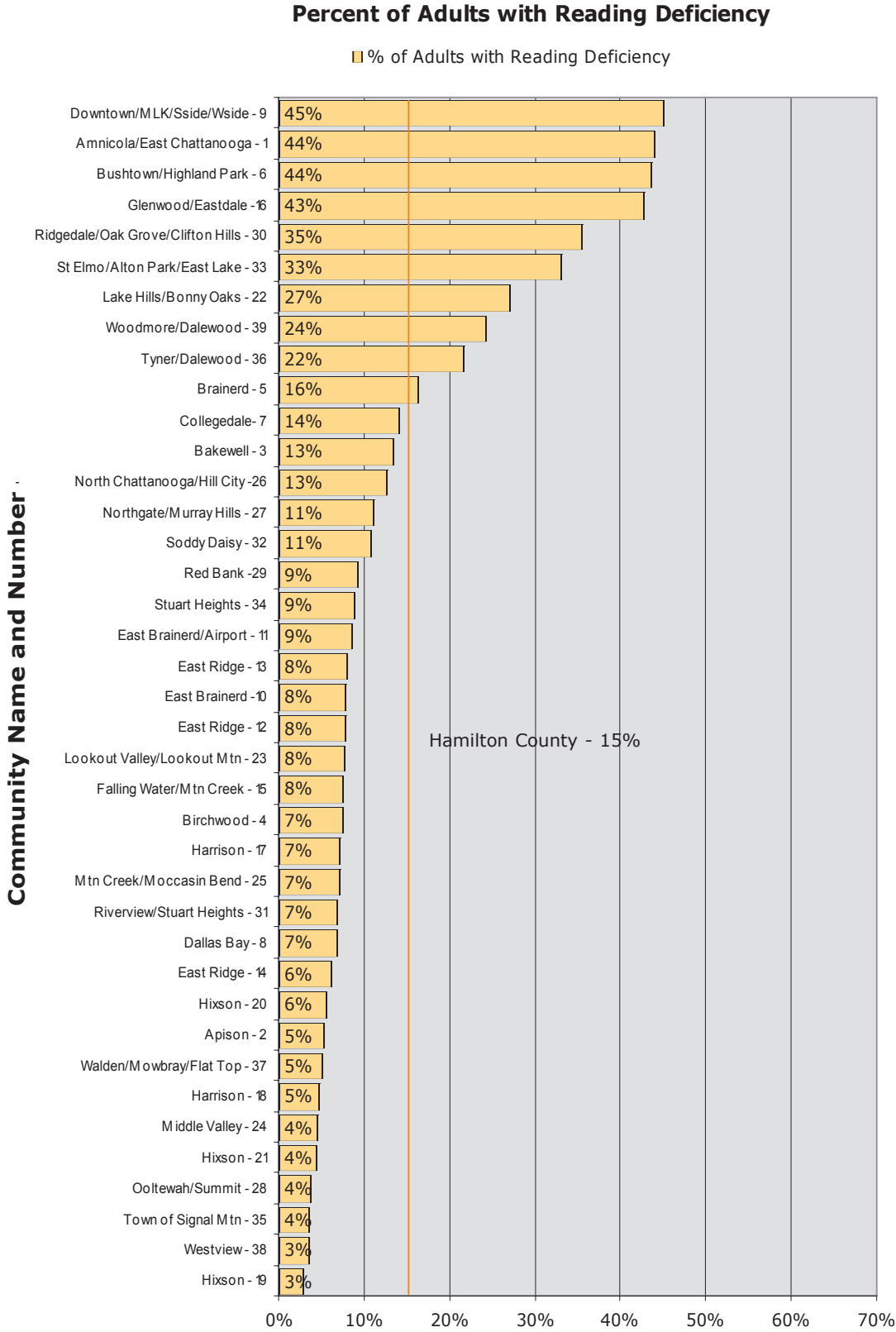
A color-coded rank of one to five was assigned to each community based on adult literacy estimates. A rank of one represents the lowest incidence of reading deficiency and a rank of five represents the highest incidence of reading deficiency.



Approximately 36,650 Hamilton County adults at or above the age of 16 (15% of 244,332) are estimated to be reading deficient. The community with the highest percentage of reading deficient adults is Downtown/MLK/Southside (45%), and the communities with the lowest percentage are Hixson (community number 19) and Westview (3%).



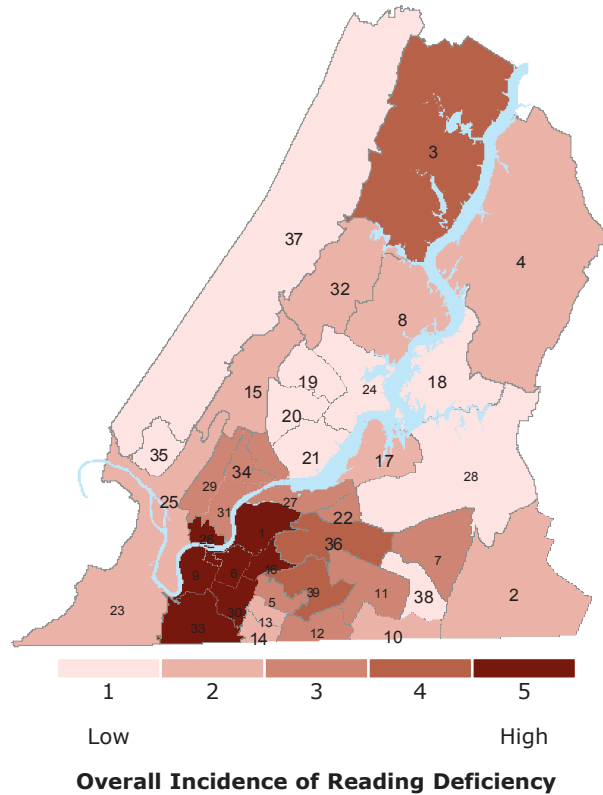
The following chart ranks the 39 Hamilton County communities according to the percentage of adults that are estimated to be reading deficient. The orange vertical line represents the percentage of adults countywide for comparison



# OVERALL COMPARISON

A color-coded rank of one to five was assigned to each community based on the combined ranks for kindergarten, third grade, eighth grade, and adults (See Appendix B for explanation). A rank of one represents the lowest overall incidence of reading deficiency and a rank of five represents the highest overall incidence of reading deficiency.

Rank	Community	Community Number
	Amnicola/East Chattanooga	1
	Bushtown/Highland Park	6
	Ridgedale/Oak Grove/Clifton Hills	30
	St Elmo/Alton Park/East Lake	33
	Downtown/MLK/Southside/Westside	9
	Glenwood/Eastdale	16
	North Chattanooga/Hill City	26
	Tyner/Dalewood	36
	Woodmore/Dalewood	39
	Bakewell	3
3	Lake Hills/Bonny Oaks	22
	Red Bank	29
	Brainerd	5
	Collegedale	7
	Northgate/Murray Hills	27
	Riverview/Stuart Heights	31
	East Brainerd/Airport	11
	East Ridge	12
	Stuart Heights	34
2	Mtn Creek/Moccasin Bend	25
	East Ridge	14
	Falling Water/Mtn Creek	15
	Soddy Daisy	32
	East Ridge	13
	Lookout Valley/Lookout Mtn	23
	Dallas Bay	8
	Birchwood	4
	Apison	2
	East Brainerd	10
	Harrison	17
1	Hixson	19
	Hixson	20
	Hixson/Dupont	21
	Middle Valley	24
	Harrison	18
	Westview	38
	Walden/Mowbray/Flat Top	37
	Ooltewah/Summit	28
	Town of Signal Mtn	35



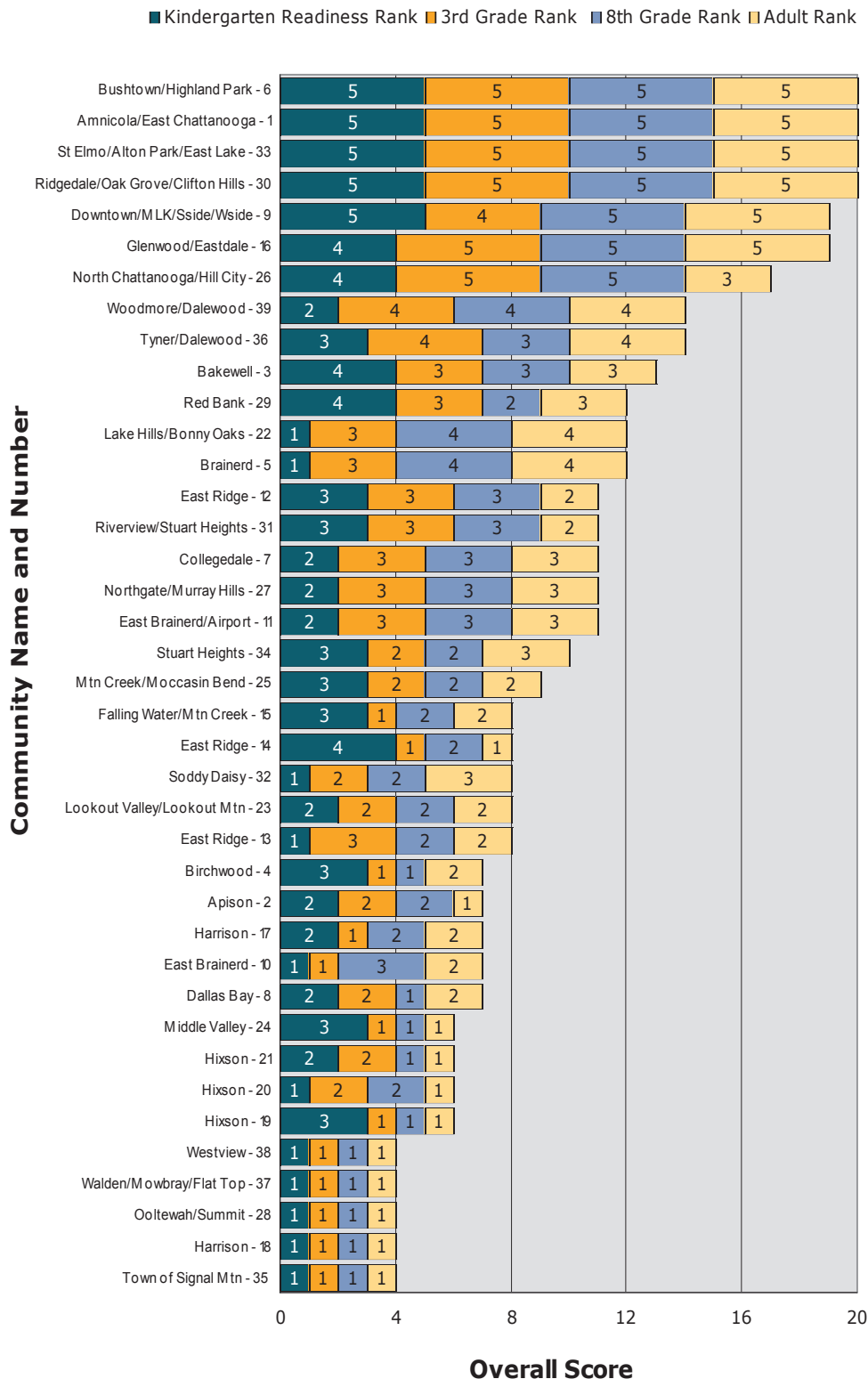
Nine out of the 39 communities (23%) have the lowest overall incidence of reading deficiency, and seven out of 39 (18%) have the highest overall incidence of reading deficiency.

The seven communities with the highest incidence are concentrated in Chattanooga's inner city core.

# OVERALL COMPARISON

The following chart ranks the 39 Hamilton County communities according to the overall incidence of reading deficiency. Each color represents the individual ranking for kindergarten, third grade, eighth grade, and adults. A one represents the lowest incidence and a five represents the highest incidence of reading deficiency.

### Comparison of Ranks by Community



\*Appendix D compares community ranks with total number of reading assets

Blank

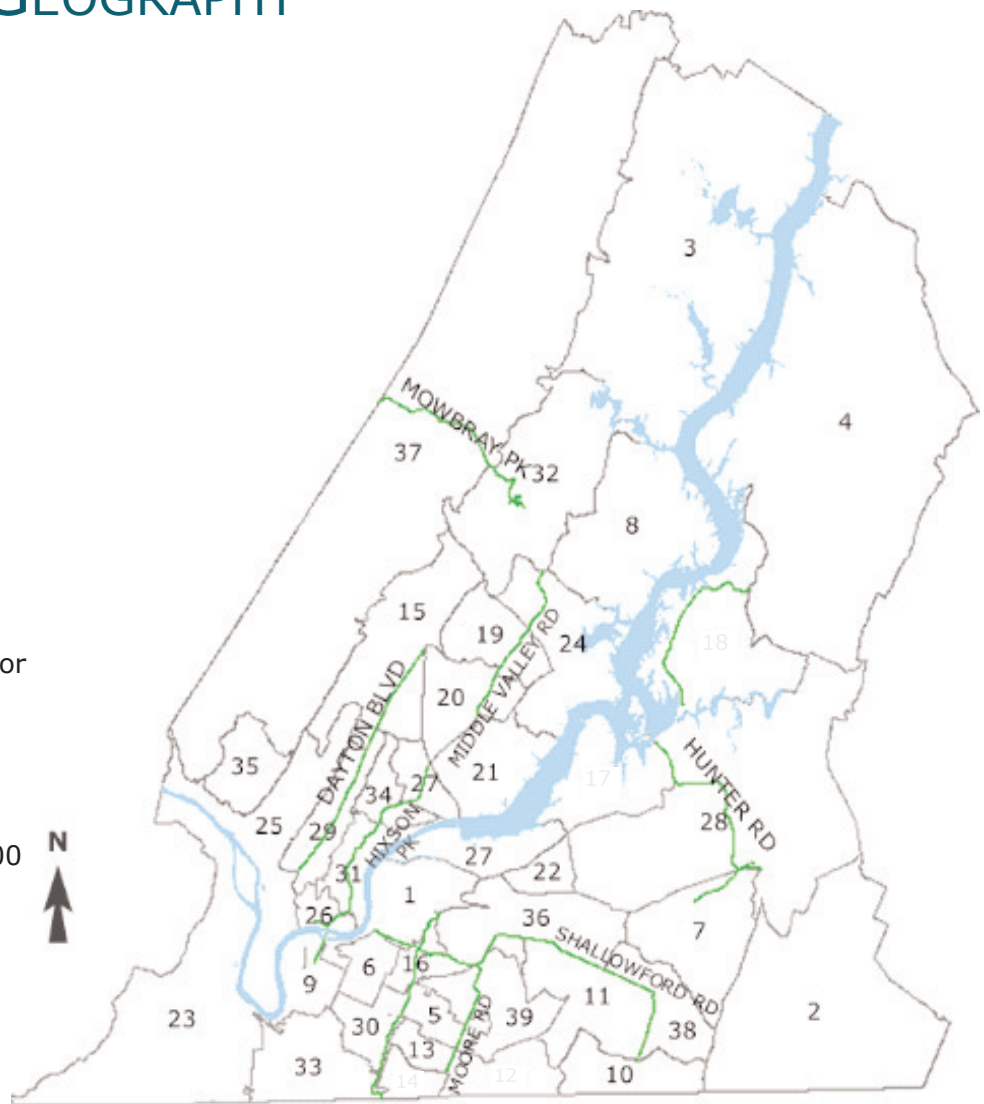
# APPENDICES

# APPENDIX A - GEOGRAPHY

The authors divided Hamilton County into 39 separate communities using either a single census tract, or adjacent census tracts, according to the total number of people age 16 and over.

The name of the post office in each newly created community became the basis for that community's name.

While different definitions exist for the communities that make up Hamilton County, this division made the most sense for this report. In order to calculate adult literacy estimates, each community needed to have approximately 5,000 or more adults over the age of 16, according to the 2000 Census.



Community	Community Number	Census Tract	Community	Community Number	Census Tract
Amnicola/East Chattanooga	1	115,1,2,3	Hixson	21	104.32
Apison	2	112.02	Lake Hills/Bonny Oaks	22	114.02
Bakewell	3	102	Lookout Valley/Lookout Mountain	23	120,121
Birchwood	4	101.02	Middle Valley	24	104.12,104.13
Brainerd	5	28,29,30	Mountain Creek/Moccasin Bend	25	109
Bushtown/Highland Park	6	4,11,14	North Chattanooga/Hill City	26	6,8,10
Collegedale	7	113.11,113.14	Northgate/Murray Hills	27	104.33,114.11
Dallas Bay	8	103.01	Ooltewah/Summit	28	112.01,114.14
Dwntwn/MLK/Sside/Wside	9	15,16,20,31	Red Bank	29	106,107,108
East Brainerd	10	113.22	Ridgedale/Oak Grove/Clifton Hills	30	13,25,26
East Brainerd/Airport	11	113.21,114.41	Riverview/Stuart Heights	31	105.02,7
East Ridge	12	114.42, 116	Soddy Daisy	32	103.02
East Ridge	13	117,119	St. Elmo/Alton Park/East Lake	33	18,19,23,24
East Ridge	14	118	Stuart Heights	34	105.01
Falling Water/Mtn Creek	15	104.02	Town of Signal Mountain	35	111
Glenwood/Eastdale	16	12,32	Tyner/Dalewood	36	114.03
Harrison	17	114.13	Walden/Mowbray/Flat Top	37	110
Harrison	18	101.01	Westview	38	113.13
Hixson	19	104.11	Woodmore/Dalewood	39	33,34
Hixson	20	104.31			

# APPENDIX B - METHODOLOGY

## KINDERGARTEN

This study made use of composite scores from the First Step developmental test, which is administered to all entering kindergartners by the Hamilton County Department of Education. Composite scores from the 2002-2003 school year were analyzed by communities of Hamilton County. Composite scores are organized by ranges, classified in the following way:

<u>Composite Score Range</u>	<u>Category</u>
13-35	At-Risk: Danger
37-43	At-Risk: Caution
44-97	Ready-to-Learn

All analyses in this report are based on a total of 2,296 kindergarten students. Each of the 2,296 kindergarten students was assigned to a community. The kindergartners were then partitioned into two categories:

Composite score between 13-43: Not Ready-to-Learn  
Composite score between 44-97: Ready-to-Learn

Once scores were categorized, percentages were determined for each community to show the percentage of kindergarten students that were either ready-to-learn or not ready-to-learn. Communities were then given a rank based on the percentage of kindergarten students not ready-to-learn. The percentage range is based on the actual distribution of percentages in the communities.

### Percentages of Kindergartners

<u>Not Ready-to-Learn</u>	<u>Rank Assigned</u>
0-13%	1 (lowest incidence of reading deficiency )
14-23%	2
24-30%	3
31-42%	4
43-61%	5 (highest incidence of reading deficiency )

## THIRD GRADE

In order to examine third grade reading, we analyzed results from the Terra Nova test, which is administered in the Spring of each academic year by the Hamilton County Department of Education. The analyses in this report make use of Terra Nova test results from the 2001-2002 academic year.

The Terra Nova test is a norm-referenced test whose results are reported with various types of scores, each of which has its own psychometric properties. This research made use of a score type called normal curve equivalents (NCEs) because this score type has properties that make it appropriate for the analysis carried out in this report. An NCE of 50 corresponds to the 50th percentile rank. It is the median score of the students whose scores were used to develop norms for the test (i.e. the norming sample).

In determining a score threshold for the purpose of assessing reading deficiency, we did not use an NCE of 50 because students scoring *slightly* below the national average are not at substantial risk with respect to reading deficiency. The students most at risk are those children scoring at or below an NCE of 40.

All analyses in this report are based on a total of 2,875 eighth grade students. Each of the 2,875 third grade students was assigned to a community. The third graders were then partitioned into two groups: those above an NCE of 40, and those at or below an NCE of 40.

# APPENDIX B - METHODOLOGY

Once scores were categorized, percentages were determined for each community to show the percentage of third grade students that were either at or below an NCE of 40, or above an NCE of 40. Communities were then given a rank based on the percentage of third grade students at or below an NCE of 40. The percentage range is based on the actual distribution of percentages in the communities.

## Percentages of Students At or Below an NCE of 40

## Rank Assigned

3-15%	1 (lowest incidence of reading deficiency )
16-20%	2
21-39%	3
40-46%	4
47-64%	5 (highest incidence of reading deficiency )

## EIGHTH GRADE

In order to examine eighth grade reading, we analyzed results from the Terra Nova test, which is administered in the Spring of each academic year by the Hamilton County Department of Education. The analyses in this report make use of Terra Nova test results from the 2001-2002 academic year.

The Terra Nova test is a norm-referenced test whose results are reported with various types of scores, each of which has its own psychometric properties. This research made use of a score type called normal curve equivalents (NCEs) because this score type has properties that make it appropriate for the analysis carried out in this report. An NCE of 50 corresponds to the 50th percentile rank. It is the median score of the students whose scores were used to develop norms for the test (i.e. the norming sample).

In determining a score threshold for the purpose of assessing reading deficiency , we did not use an NCE of 50 because students scoring *slightly* below the national average are not at substantial risk with respect to reading deficiency. The students most at risk are those children scoring at or below an NCE of 40.

All analyses in this report are based on a total of 2,706 eighth grade students. Each of the 2,706 eighth grade students was assigned to a community. The eighth graders were then partitioned into two groups: those above an NCE of 40, and those at or below an NCE of 40.

Once scores were categorized, percentages were determined for each community to show the percentage of eighth grade students that were either at or below an NCE of 40, or above an NCE of 40. Communities were then given a rank based on the percentage of eighth grade students at or below an NCE of 40. The percentage range is based on the actual distribution of percentages in the communities.

## Percentages of Students At or Below NCE of 40

## Rank Assigned

6-12%	1 (lowest incidence of reading deficiency )
13-22%	2
23-37%	3
38-46%	4
47-68%	5 (highest incidence of reading deficiency )



# APPENDIX B - METHODOLOGY

## ADULTS

The adult literacy estimates were derived using a regression model developed by Professor Stephen Reder for the U.S. Department of Education (Synthetic estimates of literacy proficiency for small census area, Portland State University, 1997. Prepared for the Division of Adult Education and Literacy, Office of Vocational and Adult Education, U.S. Department of Education). For this project, the regression coefficients developed by Reder were applied to data from the 2000 Census. Since the model cannot be applied to communities of fewer than 5,000 adults, several contiguous Hamilton County census tracts were combined for analysis. Groupings of tracts are listed in many of the charts in this report and also shown on several of the report's maps.

The model provides for three literacy predictions -- mean proficiency, proportion at literacy level 1, and proportion at literacy level 1 or 2. Detailed below are the Census variables, their associated coefficients, and the constant employed to derive the adult literacy estimates. Descriptions of the mean proficiency scores and literacy levels, as defined by the National Adult Literacy Survey, follow.

### Unstandardized Coefficients for Regression Equations

<u>Variables - % in Community</u>	<u>Mean Proficiency</u>	<u>% Level 1</u>	<u>% Level 1 or 2</u>
Education between 9th and 12th grade	79.61	0	-0.382
High school diploma or equivalent	104.19	-0.226	-0.632
Received some college - no degree	123.99	-0.292	-0.787
Received Associates Degree	135.5	0	-1.062
Received 4 yr degree	140.13	0	-0.798
Received Graduate Degree	181.57	-0.398	-1.268
Black	-48.63	0.33	0.335
A Work disability	-25.36	0.297	0.267
Speaks English well (NOT very well)	-65.46	0.414	0.596
Speaks English not well/not at all	-60.95	0.71	0
Recent Immigrants	-52.6	0	0.487
Worked 1-13 weeks previous yr	71.15	-0.228	0
Sales/administrative support	17.71	-0.142	0
Unemployed	0	-0.222	0
Employed	32.45	-0.288	-0.295
Live in the South	0	0	0.026
Constant	149.13	0.431	1.183

### Descriptions of the National Adult Literacy Survey (NALS) Literacy Levels [1] <sup>2</sup>

<u>NALS Literacy Level Score Range</u>	<u>Prose Literacy Scale</u>	<u>Document Literacy Scale</u>	<u>Quantitative Literacy Scale</u>
<b>Level 1 (1 to 225)</b>	Read short text to locate a single piece of easily identifiable information	Locate a piece of information based on a literal match; enter personal information into a document	Perform single, simple arithmetic operations, such as addition, using provided numbers and specified operations.

# APPENDIX B - METHODOLOGY

## NALS Literacy Level Score Range

## Prose Literacy Scale

## Document Literacy Scale

## Quantitative Literacy Scale

### **Level 2 (226 to 275)**

Locate a single piece of information with distracters present; make low-level inferences; compare and contrast easily identifiable information

Match a single piece of information, with distracters present; make low-level inferences; cycle through information or integrate data from parts of a document.

Perform a single operation using numbers provided or easily located; determine the operation to be performed from the format of the material.

### **Level 3 (276 to 325)**

Match literal information in the text; make low-level inferences; integrate information from lengthy text; generate a response based on easily identifiable information.

Integrate multiple pieces of information from one or more documents; cycle through complex data or graphs which contain irrelevant information.

Locate two or more numbers in material; determine arithmetic operation from terms used in the task.

### **Level 4 (326 to 375)**

Perform multiple feature matches of information; integrate or synthesize information from complex or lengthy passages; make complex inferences.

Perform multiple feature matches; cycle through documents; integrate information; make higher levels of inference.

Perform two or more sequential operations; use quantities found in different displays; infer operations from information provided or prior knowledge.

### **Level 5 (376 to 500)**

Search for information in dense text; make high-level inferences; use background knowledge; contrast complex information.

Search through complex displays that contain multiple distracters; make high level, text-based inferences; use specialized knowledge.

Perform multiple operations sequentially; dissembled features of problem from text; use background knowledge to determine quantities or operations needed.

# APPENDIX B - METHODOLOGY

## Limitations

As mentioned above, the regression models were based on data from the 1990 Census and the 1992 National Adult Literacy Survey, and have not been updated with more recent data. These regression formulas included standard errors and confidence intervals based on the geographic units to which they were applied (i.e. state, county, Congressional district, city or town, or county subdivision). Dr. Reder has specified that the standard error and confidence intervals are only valid when applied to the 1990 data and may not be used in the current study.

Following is an excerpt from the original Technical Report regarding limitations of using synthetic estimates.

"There are some important limitations in these synthetic estimates that should be kept in mind when using them. First of all, the regression models were developed from county-level aggregate level data within NALS. Synthetic estimates have been developed not only for counties within the U.S., but also for other types of geographical units, including congressional districts, cities, towns and places of 10,000 or more inhabitants, and states. The analysis of the regression model on the county-level aggregates indicated an excellent fit of the predictions to observed data. Furthermore, the state-level validation suggests that the model applies reasonably well to much larger units. As promising as these validity studies may be, there is no direct evidence available about the validity of the model's predictions for the congressional district to city/town/place census areas. Since the NALS database contained no geographical identifiers of levels other than county or state (nor did its sampling design represent these other levels), some caution is appropriate in working with estimates at these levels. While it seems highly plausible that models which predict literacy measures accurately at county and state levels would also perform well at these other levels, the lack of direct validating information should be kept in mind when working with such estimates. On balance, these synthetic estimates should be useful for many purposes in comparing the literacy profiles and needs for service across various units that may be relevant to decision and policy makers in particular contexts. Despite their shortcomings, they may often be the best information available for many geographical areas in which costly literacy assessment surveys have not been conducted." [2] (Emphasis added) For more information about the adult literacy survey conducted by the U.S. Department of Education, you can visit their website: <http://nces.ed.gov/naal> .

The percentage of adults at literacy level one (the lowest level) was determined for each community. Communities were then given a rank from one to five based on that percentage. The percentage range is based on the actual distribution of percentages in all 39 communities.

### Percentage Range

### Rank Assigned

3-6%	1 (lowest incidence of reading deficiency )
7-8%	2
9-15%	3
16-27%	4
28-45%	5 (highest incidence of reading deficiency )

## COMPOSITE RANKS

Once each category (kindergarten, third grade, eighth grade, and adults) was given a rank, the ranks were summed to come up with an overall ranking for incidence of reading deficiency for each community. The lowest rank *score* possible was four (4), which indicated a particular community received a rank of one (1) in each of the four categories; and the highest rank *score* possible was twenty (20), indicating a particular community received a rank of five (5) in each of the four categories. Based on the overall scores for each community, an overall rank of 1-5 was assigned to each community.

# APPENDIX C - COMMUNITY RANKS AND DEMOGRAPHICS

The following table is in alphabetical order according to community. Demographic data and reading deficiency ranks are provided for each community. A rank of one (1) indicates a *low* incidence of reading deficiency and a rank of five (5) indicates a *high* incidence of reading deficiency for each category (overall, ready-to-learn, third grade, eighth grade, and adults).

Community	Community Number	Ranks					Income Median Household Income	Education % Less than HS	Race			
		Overall Rank	Kindergarten Readiness Rank	3rd Grade Rank	8th Grade Rank	Adult Rank at Level One			White alone	Black alone	Other race, including those of two or more races	Total population: Hispanic or Latino
Amnicola/East Chattanooga	1	5	5	5	5	5	\$20,935	41%	21%	76%	2%	1%
Apison	2	2	2	2	2	1	\$47,780	14%	88%	2%	3%	7%
Bakewell	3	4	4	3	3	3	\$40,674	27%	94%	3%	2%	1%
Birchwood	4	2	3	1	1	2	\$45,390	21%	97%	1%	0%	2%
Brainerd	5	3	1	3	4	4	\$34,840	13%	63%	34%	3%	0%
Bushtown/Highland Park	6	5	5	5	5	5	\$19,250	38%	19%	75%	2%	3%
Collegedale	7	3	2	3	3	3	\$48,930	24%	79%	16%	3%	2%
Dallas Bay	8	2	2	2	1	2	\$45,585	21%	98%	0%	1%	1%
Downtown/MLK/Sside/Wside	9	5	5	4	5	5	\$10,927	43%	25%	71%	1%	3%
East Brainerd	10	2	1	1	3	2	\$58,059	10%	87%	8%	4%	1%
East Brainerd/Airport	11	3	2	3	3	3	\$44,537	13%	80%	13%	5%	2%
East Ridge	12	3	3	3	3	2	\$35,289	27%	94%	2%	4%	1%
East Ridge	13	2	1	3	2	2	\$37,009	14%	89%	8%	2%	1%
East Ridge	14	2	4	1	2	1	\$39,470	19%	95%	2%	3%	0%
Falling Water/Mtn Creek	15	2	3	1	2	2	\$39,643	17%	92%	3%	4%	1%
Glenwood/Eastdale	16	5	4	5	5	5	\$24,807	29%	12%	86%	0%	1%
Harrison	17	2	2	1	2	2	\$47,652	13%	84%	12%	2%	2%
Harrison	18	1	1	1	1	1	\$53,520	15%	96%	2%	2%	0%
Hixson	19	1	3	1	1	1	\$53,508	11%	95%	1%	3%	1%
Hixson	20	1	1	2	2	1	\$48,034	11%	89%	4%	5%	1%
Hixson	21	1	2	2	1	1	\$62,139	7%	94%	2%	2%	1%
Lake Hills/Bonny Oaks	22	3	1	3	4	4	\$39,635	16%	41%	55%	2%	2%
Lookout Valley/Lookout Mtn	23	2	2	2	2	2	\$54,964	16%	97%	0%	2%	0%
Middle Valley	24	1	3	1	1	1	\$54,619	12%	96%	1%	2%	1%
Mtn Creek/Moccasin Bend	25	2	3	2	2	2	\$32,388	18%	85%	9%	5%	1%
North Chattanooga/Hill City	26	5	4	5	5	3	\$27,570	19%	69%	25%	5%	1%
Northgate/Murray Hills	27	3	2	3	3	3	\$42,467	15%	79%	15%	4%	2%
Ooltewah/Summit	28	1	1	1	1	1	\$57,298	11%	92%	3%	3%	2%
Red Bank	29	3	4	3	2	3	\$31,849	18%	86%	7%	3%	4%
Ridgedale/Oak Grove/Clifton Hi	30	5	5	5	5	5	\$20,855	39%	43%	48%	2%	7%
Riverview/Stuart Heights	31	3	3	3	3	2	\$39,801	11%	89%	6%	3%	2%
Soddy Daisy	32	2	1	2	2	3	\$36,857	27%	98%	1%	1%	1%
St Elmo/Alton Park/East Lake	33	5	5	5	5	5	\$22,517	39%	47%	48%	3%	2%
Stuart Heights	34	3	3	2	2	3	\$41,806	14%	92%	4%	3%	1%
Town of Signal Mtn	35	1	1	1	1	1	\$66,850	4%	98%	0%	1%	1%
Tyner/Dalewood	36	4	3	4	3	4	\$36,165	16%	51%	45%	2%	1%
Walden/Mowbray/Flat Top	37	1	1	1	1	1	\$57,262	17%	98%	0%	1%	1%
Westview	38	1	1	1	1	1	\$65,743	8%	90%	7%	3%	0%
Woodmore/Dalewood	39	4	2	4	4	4	\$32,513	18%	44%	52%	3%	1%

# APPENDIX D - COMMUNITY RANKS & READING ASSETS

The following table is in alphabetical order according to community. Reading deficiency ranks and total numbers of reading assets are provided for each community. A rank of one (1) indicates a *low* incidence of reading deficiency and a rank of five (5) indicates a *high* incidence of reading deficiency for each category (overall, ready-to-learn, third grade, eighth grade, and adults).

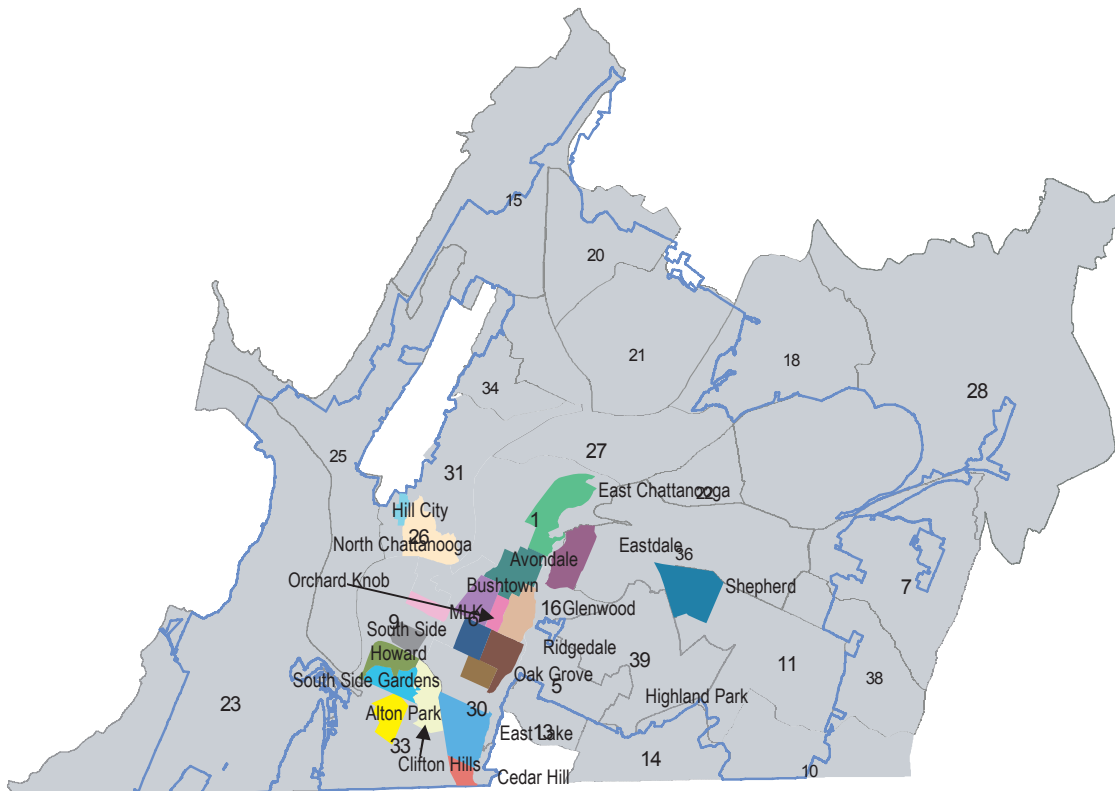
Community	Community Number	Ranks					Reading Assets							
		Overall Rank	Kindergarten Readiness Rank	3rd Grade Rank	8th Grade Rank	Adult Rank	Adult Basic Education/GED	Adult Basic Education/GED and ESL	Afterschool Program	Early Childhood	Library/Reading Ctr/Reading Prog	School	School-age Tutoring	Overall Total # Reading Assets
Amnicola/East Chattanooga	1	5	5	5	5	5	1	0	2	2	3	2	2	12
Apison	2	2	2	2	2	1	0	0	0	0	0	3	0	3
Bakewell	3	4	4	3	3	3	0	0	0	0	0	3	0	3
Birchwood	4	2	3	1	1	2	0	0	0	0	0	1	0	1
Brainerd	5	3	1	3	4	4	0	1	0	2	1	2	0	6
Bushtown/Highland Park	6	5	5	5	5	5	2	0	2	0	2	3	0	9
Collegedale	7	3	2	3	3	3	0	1	0	1	1	0	0	3
Dallas Bay	8	2	2	2	1	2	1	0	0	1	0	2	0	4
Downtown/MLK/Sside/Wside	9	5	5	4	5	5	3	2	3	4	5	4	1	22
East Brainerd	10	2	1	1	3	2	0	0	0	1	0	0	0	1
East Brainerd/Airport	11	3	2	3	3	3	0	2	0	0	1	1	1	5
East Ridge	12	3	3	3	3	2	0	0	0	0	0	1	0	1
East Ridge	13	2	1	3	2	2	0	0	0	0	0	0	0	0
East Ridge	14	2	4	1	2	1	0	0	0	1	0	4	0	5
Falling Water/Mtn Creek	15	2	3	1	2	2	0	0	0	0	0	1	0	1
Glenwood/Eastdale	16	5	4	5	5	5	0	1	0	0	2	0	2	5
Harrison	17	2	2	1	2	2	0	0	0	0	0	3	0	3
Harrison	18	1	1	1	1	1	0	0	0	0	0	2	0	2
Hixson	19	2	3	1	1	1	0	0	0	0	0	0	0	0
Hixson	20	2	1	2	2	1	0	0	0	0	0	3	0	3
Hixson	21	2	2	2	1	1	0	0	0	0	1	1	0	2
Lake Hills/Bonny Oaks	22	3	1	3	4	4	0	0	0	0	0	2	1	3
Lookout Valley/Lookout Mtn	23	2	2	2	2	2	0	0	0	0	0	3	1	4
Middle Valley	24	2	3	1	1	1	0	1	0	0	0	3	0	4
Mtn Creek/Moccasin Bend	25	2	3	2	2	2	0	0	0	0	0	2	0	2
North Chattanooga/Hill City	26	5	4	5	5	3	1	0	1	1	1	1	1	6
Northgate/Dupont/Murray Hills	27	3	2	3	3	3	0	2	0	1	0	1	0	4
Ooltewah/Summit	28	1	1	1	1	1	0	0	0	0	0	4	0	4
Red Bank	29	3	4	3	2	3	0	2	0	0	0	1	0	3
Ridgedale/Oak Grove/Clifton Hills	30	5	5	5	5	5	0	2	2	1	2	2	1	10
Riverview/Stuart Heights	31	3	3	3	3	2	0	0	0	1	0	4	0	5
Soddy Daisy	32	2	1	2	2	3	1	0	0	0	0	4	0	5
St Elmo/Alton Park/East Lake	33	5	5	5	5	5	1	1	2	1	3	5	2	15
Stuart Heights	34	2	3	2	2	3	0	0	0	0	0	1	0	1
Town of Signal Mtn	35	1	1	1	1	1	0	0	0	0	0	2	0	2
Tyner/Dalewood	36	4	3	4	3	4	1	1	0	0	0	4	1	7
Walden/Mowbray/Flat Top	37	1	1	1	1	1	0	0	0	0	0	1	0	1
Westview	38	1	1	1	1	1	0	0	0	0	0	1	0	1
Woodmore/Dalewood	39	4	2	4	4	4	1	1	1	1	1	4	1	10

# APPENDIX E - CHATTANOOGA NEIGHBORHOODS

The following table does not include percentages related to adult reading deficiency. Adult estimates are only available in geographic areas with approximately 5,000 or more adults over the age of 16.

Neighborhood	% Kindergarten Not Ready-to-Learn	% Reading Deficiencies - 3 <sup>rd</sup> Grade	% Reading Deficiencies - 8 <sup>th</sup> Grade	Neighborhood	% Kindergarten Not Ready-to-Learn	% Reading Deficiencies - 3 <sup>rd</sup> Grade	% Reading Deficiencies - 8 <sup>th</sup> Grade	Neighborhood	% Kindergarten Not Ready-to-Learn	% Reading Deficiencies - 3 <sup>rd</sup> Grade	% Reading Deficiencies - 8 <sup>th</sup> Grade
Alton Park	70%*	62%	68%	Eastdale	43%	56%	26%	Oak Grove	64%	56%	90%*
Avondale	62%	62%	57%	Glenwood	38%	56%	47%	Orchard Knob	50%*	46%	69%
Bushtown	76%	57%	66%	Highland Park	33%	61%	52%	Ridgedale	38%	42%	47%
Cedar Hill	33%*	0%*	40%*	Hill City	70%*	86%*	63%*	Shepherd	25%*	38%	17%*
Clifton Hills	54%	86%*	NA*	Howard	48%	39%	67%	South Side	43%*	78%*	100%*
East Chattanooga	41%	46%	67%	MLK	20%*	33%*	33%*	SS Garden	100%*	0%*	NA*
East Lake	65%	62%	44%	North Chattanooga	11%*	0%*	50%*				

\*The percentages for these categories represent a total of 10 students or less -Neighborhood boundaries were provided by the City of Chattanooga and Community Impact

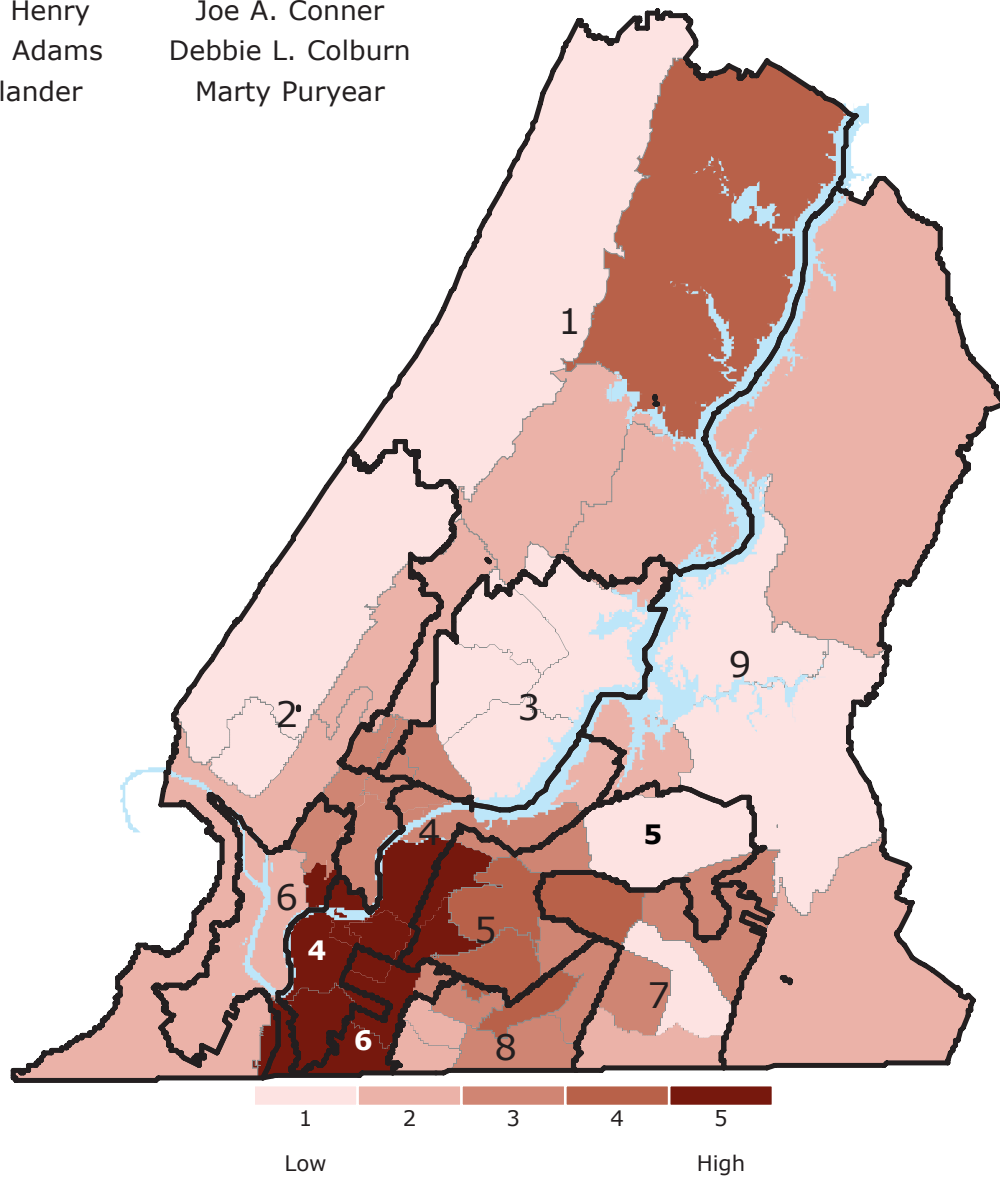


-The colors simply distinguish one neighborhood from another.

# APPENDIX F - COUNTY COMMISSION DISTRICTS

The County Commission Districts are displayed over a map of the overall incidence of reading deficiency, a description of which can be found in the section of the report entitled *Reading Across the County*.

District	Commission Member	School Board Member
1	Fred R. Skillern	William G. Eldridge
2	Richard Casavant	Chip Baker
3	Charlotte Vandergriff	Everett Fairchild
4	William R. Cotton	Debra L. Matthews
5	JoAnne H. Favors	Charles Love
6	Ben F. Miller	Janice Boydston
7	Larry L. Henry	Joe A. Conner
8	Curtis D. Adams	Debbie L. Colburn
9	Bill Hullander	Marty Puryear

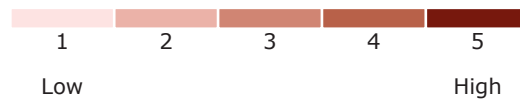
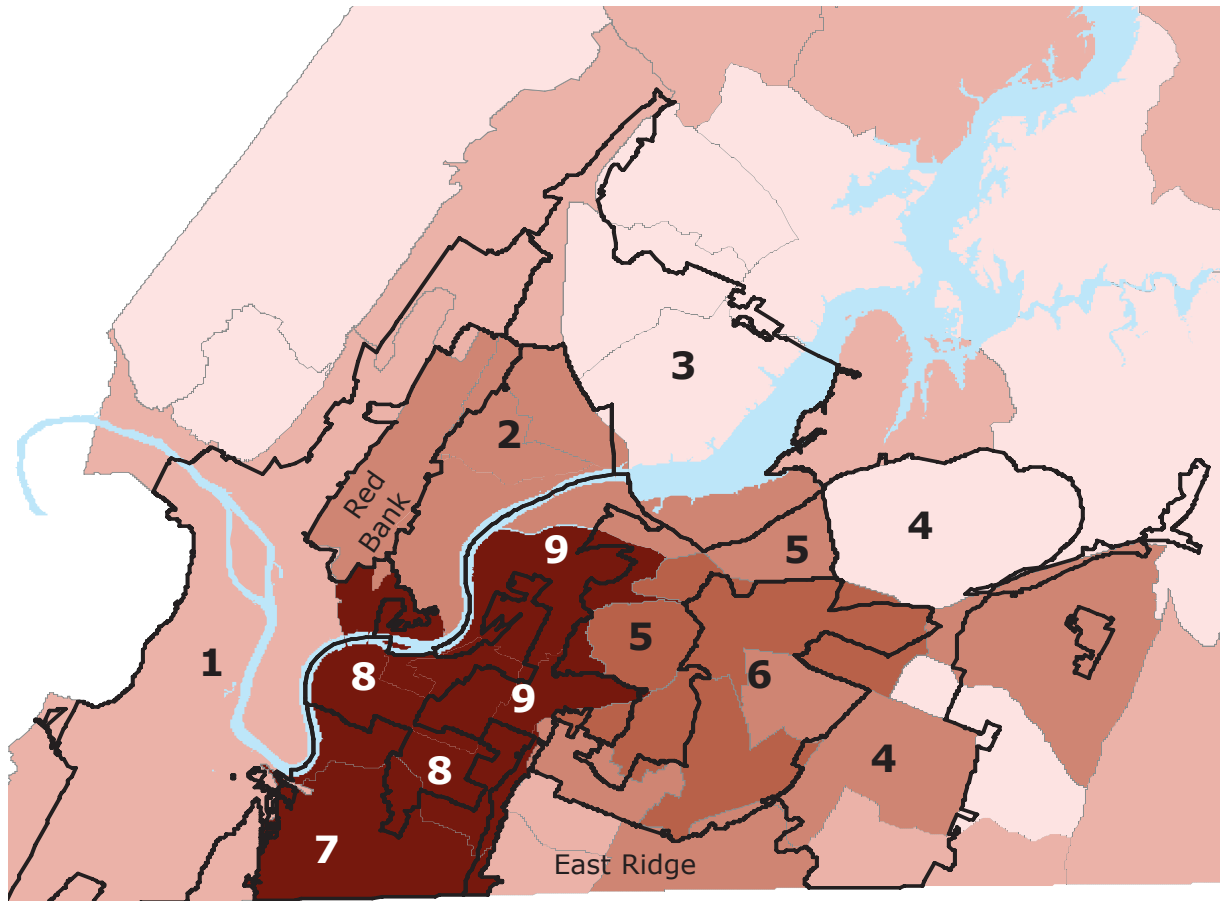


**Overall Incidence of Reading Deficiency and County Commission Districts**

# APPENDIX G - CITY COUNCIL DISTRICTS

The City Council Districts are displayed over a map of the overall incidence of reading deficiency, a description of which can be found in the section of the report entitled *Reading Across the County*.

District	Council Member
1	John Lively
2	Sally Robinson
3	Dan Page
4	Jack Benson
5	John P. Franklin
6	Ron Littlefield
7	John R. Taylor
8	Leamon Pierce
9	Yusuf A. Hakeem



**Overall Incidence of Reading Deficiency and City Council Districts**



# APPENDIX H - READING ASSETS

Following is a list of reading assets, organized by community. We have made every effort to ensure the comprehensiveness and accuracy of this list. However, if you are aware of a reading asset that is not listed, or one that is incorrect, feel free to contact the Community Research Council at 267-7766. This directory will also be available on the SETNIS website in coming months ([www.setnis.org](http://www.setnis.org)).

## **Amnicola/East Chattanooga - Community 1**

### Adult Basic Education/GED

Chattanooga State - One Room Drop-In School	2109 N. Hawthorne	624-6734
---	-------------------	----------

### Afterschool Programs

Boy's and Girls' Clubs of Chattanooga - Tubman Unit	1817 Hardy Street	698-6954
---	-------------------	----------

Girls Incorporated - Harriet Tubman	2105 Hawthorne St, N	624-4985
-------------------------------------	----------------------	----------

### Early Childhood

Head Start - Avondale	2302 Ocoee St	493-9770
-----------------------	---------------	----------

InnerCity Ministries - Inner City Christian Academy	1800 Roanoke Ave	698-3178
---	------------------	----------

### Library/Reading Center/Reading Program

East Chattanooga Recreation Center	2409 Dodson Ave	697-1281
------------------------------------	-----------------	----------

East Chattanooga Neighborhood Reading Center	2418 Dodson Ave	624-1037
--	-----------------	----------

Roanoke Reading Center	1800 Roanoke Ave	698-3178
------------------------	------------------	----------

### Schools

Garber, Mary Ann Elementary	2225 Roanoke Ave	493-0376
-----------------------------	------------------	----------

Hardy Elementary	2100 Glass St	493-0300
------------------	---------------	----------

### School-age Tutoring

Avondale Recreation Center	1305 Dodson Ave	697-1277
----------------------------	-----------------	----------

InnerCity Ministries Tutoring	1800 Roanoke Ave	698-3178
-------------------------------	------------------	----------

## **Apison - Community 2**

### Schools

Apison Elementary	10433 East Brainerd Rd	236-4322
-------------------	------------------------	----------

Ooltewah Middle	5100 Ooltewah-Ringgold Rd	238-5732
-----------------	---------------------------	----------

Wolftever Creek Elementary	5080 Ooltewah-Ringgold Rd	238-7300
----------------------------	---------------------------	----------

## **Bakewell - Community 3**

### Schools

North Hamilton County Elementary	601 Industrial Blvd	332-8848
----------------------------------	---------------------	----------

Sale Creek High	211 Patterson Rd	332-8819
-----------------	------------------	----------

Sale Creek Middle	211 Patterson Rd	332-8819
-------------------	------------------	----------

## **Birchwood - Community 4**

### School

Birchwood Elementary	5623 Highway 60	961-2444
----------------------	-----------------	----------

# APPENDIX H - READING ASSETS

## Brainerd - Community 5

Adult Basic Education/GED/ESL  
Brainerd Baptist Church

300 Brookfield Ave 624-2606

### Early Childhood

Head Start - Children's Home  
Signal Centers

315 Gillespie Rd 698-2456  
109 N. Germantown Road 698-8528

### Library/Reading Center/Reading Program

Brainerd Neighborhood Reading Center

7 Tuxedo Ave, N 698-3472

### Schools

21st Century Academy  
Barger Academy of Fine Arts

4201 Cherryton Dr 493-0309  
4808 Brainerd Rd 493-0348

## Bushtown/Highland Park - Community 6

### Adult Basic Education/GED

Chattanooga Endeavors - Cavalier Center  
Chattanooga State - SE Dev Resource Park

1105 10th St, E 266-1888  
1105 E. 10th Street 697-3100

### Afterschool Programs

Carver Recreation Center  
Girls Incorporated - Founder's House

600 Orchard Knob Rd, N 697-1279  
709 Greenwood Ave, S 266-2408

### Library/Reading Center/Reading Program

Bushtown Neighborhood Reading Center  
Highland Park Neighborhood Reading Center (READ  
Chatt)

1817 3rd St, E 629-5212  
1714 Duncan Ave 698-2965

### Schools

Chattanooga School for the Arts & Sciences  
Orchard Knob Elementary

861 E Third St 209-5816  
400 Orchard Knob Ave 493-0385  
500 North Highland Park

Orchard Knob Middle

Ave 493-7793

## Collegedale - Community 7

### Adult Basic Education/GED/ESL

Woodland Park Baptist Church

7501 Standifer Gap Rd 899-9185

### Early Childhood

Head Start - Summit

4821 Pattontown Rd 855-9402

### Library/Reading Center/Reading Program

Library - Ooltewah/Collegedale

9318 Apison Pike 396-9300

## Dallas Bay - Community 8

### Adult Basic Education/GED

Chattanooga State - Daisy Head Start Center

9517 Ridgetrail Road 842-9412

### Early Childhood

Head Start - Daisy

9531 Ridge Trail Rd 842-9412

### Schools

Allen Elementary  
Sequoyah Technology Center

9811 Dallas Hollow Rd 843-4713  
9517 Ridge Trail Rd 843-4707

# APPENDIX H - READING ASSETS

## Downtown/MLK/Southside/Westside - Community 9

### Adult Basic Education/GED

Chattanooga Endeavors - Cavalier Center	1105 10th St, E	266-1888
Chattanooga State - Hamilton County Jail	609 Walnut Street	209-7050
Chattanooga State - One Room Drop-In School	2109 N. Hawthorne	624-6734

### Adult Basic Education/GED/ESL

First Baptist Church	401 Gateway Ave	265-2257
READ Chattanooga/Salvation Army - Esperanze del Barri	207 E. Main Street	266-0305

### Afterschool

Girls Incorporated - Poss/McCallie	2407 Washington St	267-0838
Girls Incorporated - Westside	1200 Grove St	624-4757
YMCA	301 W. 6th Street	266-3766

### Early Childhood

E. 5th Street Child Care Center	730 E. M.L.King Blvd.	266-7998
Head Start - Chattanooga Human Services	501 12th St, W	757-0953
Little Miss Mag Child Care Center	214 Walnut Street	266-5286
Maurice Kirby Child Care Center	2500 South Market Street	266-1802

### Library/Reading Center/Reading Program

Jesse Appleberry Memorial Neighborhood Reading Center	1601 Rossville Ave	760-2763
Library - Downtown	1001 Broad St	757-5310
MLK Neighborhood Reading Center	401 M L King Blvd, E	266-5511
Southside Neighborhood Reading Center	1615 Jefferson St	265-1213
Westside Neighborhood Reading Center	1200 Grove St	266-6510

### Schools

Battle Academy	1601 Market St	209-5747
Brown Academy	718 E 8th St	209-5760
Howard Elementary	100 E 25th St	209-5860
Howard School of Academics & Technology	2500 S Market St	209-5868

### School-Age Tutoring

First Centenary (Recreation Center)	403 Oak St	266-3345
-------------------------------------	------------	----------

## East Brainerd - Community 10

### Early Childhood

Head Start - Childcare Network	1043 Grays Dr	493-9750
--------------------------------	---------------	----------

## East Brainerd/Airport - Community 11

### Adult Basic Education/GED/ESL

Concord Baptist Church	7025 East Brainerd Rd	892-9313
Ridgedale Baptist Church	1831 Hickory Valley Rd	499-0994

### Library/Reading Center/Reading Program

Shepherd Recreation Center - The Reading Room	2124 Shepherd Rd	855-2697
---	------------------	----------

### School

East Brainerd Elementary	7453 East Brainerd Rd	855-2600
--------------------------	-----------------------	----------

### School-Age Tutoring

Shepherd Recreation Center	2124 Shepherd Rd	855-2697
----------------------------	------------------	----------

# APPENDIX H - READING ASSETS

## East Ridge - Community 12

### School

Spring Creek Elementary	1100 Spring Creek Rd	855-6138
-------------------------	----------------------	----------

## East Ridge - Community 14

### Early Childhood

Head Start - McBrien Elem	1501 Tombras Ave	867-6209
---------------------------	------------------	----------

### Schools

East Ridge Elementary	1014 John Ross Rd	493-9296
East Ridge High	4320 Bennett Rd	867-6200
East Ridge Middle	4400 Bennett Rd	867-6214
McBrien Elementary	1501 Tombras Ave	867-6209

## Falling Water/Mountain Creek - Community 15

### School

Falling Water Elementary	715 Roberts Mill Rd	843-4711
--------------------------	---------------------	----------

## Glenwood/Eastdale - Community 16

### Adult Basic Education/GED/ESL

READ Chattanooga - Glenwood	2701 Vermont Ave	855-4443
-----------------------------	------------------	----------

### Library/Reading Center/Reading Program

Eastdale Recreation Center	1312 Moss Dr	697-1289
Glenwood Recreation Center/Neighborhood Reading Center	2610 Glenwood Dr	697-1284

### School-Age Tutoring

Glenwood Recreation Center	2610 Glenwood Drive	697-1284
Hope for Chattanooga - GLAD Enrichment Program	2517 McCallie Ave, Suite 7	698-4733

## Harrison - Community 17

### Schools

Brown Middle	5716 Highway 58	344-1439
Central High	5728 Highway 58	344-1447
Harrison Elementary	5637 Highway 58	344-1428

## Harrison - Community 18

### Schools

Harrison Bay Technology Center	9050 Career Ln	344-1433
Snow Hill Elementary	9042 Career Ln	344-1456

## Hixson - Community 20

### Schools

Hixson Elementary	5950 Winding Ln	870-0621
Hixson High	5705 Middle Valley Rd	847-4800
Hixson Middle	5401 School Dr	870-0600

## Hixson - Community 21

### Library/Reading Center/Reading Program

Library - Northgate	520 Northgate Mall	870-0635
---------------------	--------------------	----------

### School

Big Ridge Elementary	5210 Cassandra Smith Rd	843-4793
----------------------	-------------------------	----------

# APPENDIX H - READING ASSETS

## Lake Hills/Bonny Oaks - Community 22

### Schools

Lakeside Academy of Math, Science and Tech	4850 Jersey Pike	855-2605
Washington School	7821 Hancock Rd	893-3520

### School-Age Tutoring

Washington Hills Recreation Center	4628 Oakwood Dr	855-2679
------------------------------------	-----------------	----------

## Lookout Valley/Lookout Mountain - Community 23

### Schools

Lookout Mountain Elementary	321 North Bragg Ave	825-7385
Lookout Valley Elementary	701 Brown's Ferry Rd	825-7370
Lookout Valley Middle/High	350 Lookout High St	825-7352

### School-Age Tutoring

Patten Recreation Center	3202 Kelly's Ferry Rd	825-5955
--------------------------	-----------------------	----------

## Middle Valley - Community 24

### Adult Basic Education/GED/ESL

Middle Valley Baptist Church	7901 Middle Valley Rd	842-1911
------------------------------	-----------------------	----------

### Schools

Ganns Middle Valley Elementary	1609 Thrasher Pike	843-4700
Loftis Middle	8611 Columbus Rd	843-4749
McConnell Elementary	8629 Columbus Rd	843-4704

## Mountain Creek/Moccasin Bend - Community 25

### Schools

Red Bank Elementary	1100 Mountain Creek Rd	874-1917
Red Bank High	640 Morrison Springs Rd	874-1900

## North Chattanooga/Hill City - Community 26

### Adult Basic Education/GED

Chattanooga State - Northside Neighborhood House	211 Minor Street	267-2217
--	------------------	----------

### Afterschool Care

Wyatt (Frances B) Recreation Center	406 Colville St	757-5443
-------------------------------------	-----------------	----------

### Early Childhood

Head Start - Volunteer Community School	506 Spears Ave	267-5800
---	----------------	----------

### Library/Reading Center/Reading Program

North Chattanooga/Hill City Neighborhood Reading Center	829 Dallas Rd	756-1557
---	---------------	----------

### School

Chattanooga Middle	1219 West Mississippi Ave	209-5914
--------------------	---------------------------	----------

### School-Age Tutoring

North Chattanooga Recreation Center	406 May St	757-5447
-------------------------------------	------------	----------

# APPENDIX H - READING ASSETS

## Northgate/Murray Hills - Community 27

### Adult Basic Education/GED/ESL

Chattanooga State - Main Campus	4501 Amnicola Hwy	697-2529
Memorial Baptist Church	4445 Hixson Pike	877-7922

### Early Childhood

Chattanooga State Child Development Center	4501 Amnicola Hwy	697-4412
--	-------------------	----------

### School

DuPont Elementary	4134 Hixson Pike	870-0615
-------------------	------------------	----------

## Ooltewah/Summit - Community 28

### Schools

Hunter Middle	5973 Hunter Rd	344-1474
Ooltewah Elementary	9232 Lee Hwy	238-4204
Ooltewah High	6123 Mountain View Rd	238-5221
Smith, Wallace A Elementary	5971 Hunter Rd	344-1425

## Red Bank - Community 29

### Adult Basic Education/GED/ESL

Primera Church Hispanic Mission	109 East View Ct	Unknown
Red Bank Baptist Church	4000 Dayton Blvd	877-4514

### School

Red Bank Middle	3715 Dayton Blvd	874-1908
-----------------	------------------	----------

## Ridgedale/Oak Grove/Clifton Hills - Community 30

### Adult Basic Education/GED/ESL

READ Chattanooga - East Lake	2140 28th St, E	855-4443
Temple Baptist Church	3200 Rossville Blvd	622-1913

### Afterschool Care

Boy's and Girls' Clubs of Chattanooga - East Lake	2125 E. 25th Street Place	629-4943
Boy's and Girls' Clubs of Chattanooga - Highland Park	2310 Duncan Ave.	629-0008

### Early Childhood

Pro Re Bona Day Nursery	1707 Dodds Ave.	622-2632
-------------------------	-----------------	----------

### Library/Reading Center/Reading Program

East Lake Neighborhood Reading Center	2139 27th St, E	698-2700
Oak Grove Neighborhood Reading Center	2230 18th St, E	698-8086

### Schools

Clifton Hills Elementary	1815 E 32nd St	493-0357
East Side Elementary	1603 S Lyerly St	493-7780

### School-Age Tutoring

Salvation Army	2140 E. 28th Street	698-4484
----------------	---------------------	----------

# APPENDIX H - READING ASSETS

## Riverview/Stuart Heights - Community 31

### Early Childhood

Head Start - North Chattanooga	1510 Hamilton Ave	757-4756
--------------------------------	-------------------	----------

### Schools

Chattanooga High School Center for Creative Arts	1301 Dallas Rd	209-5929
Normal Park Elementary	1009 Mississippi Ave	209-5900
Rivermont Elementary	3330 Hixson Pike	870-0610
White Oak Elementary	901 Altamont Rd	209-7740

## Soddy Daisy - Community 32

### Adult Basic Education/GED

Good Shepherd Outreach Ministries	314 Depot Street	Unknown
-----------------------------------	------------------	---------

### Schools

Daisy Elementary	620 Sequoyah Rd	332-8815
Soddy Daisy High	618 Sequoyah Rd	332-8828
Soddy Daisy Middle	200 Turner Rd	332-8800
Soddy Elementary	260 School St	332-8823

## St. Elmo/Alton Park/East Lake - Community 33

### Adult Basic Education/GED

Chattanooga State - Piney Woods FRC	710 Hooker Road	
-------------------------------------	-----------------	--

### Adult Basic Education/GED/ESL

St Elmo Avenue Baptist Church	4500 St. Elmo Ave	821-3261
-------------------------------	-------------------	----------

### Afterschool Care

Boy's and Girls' Clubs of Chattanooga - Alton Park	3500 Kirkland Ave.	266-6131
East Lake Recreation Center	3601 Dodds Ave	867-4498

### Early Childhood

Head Start - Cedar Hill	4701 Divine Ave	867-3236
-------------------------	-----------------	----------

### Library/Reading Center/Reading Program

Alton Park Neighborhood Reading Center	701 Hooker Rd	825-1240
Library - South Chattanooga	925 E. 39th Street	825-7237
St. Elmo Neighborhood Reading Center	1607 43rd St, W	821-3131

### Schools

Dawn School	3700 13th Ave	493-5161
Donaldson, Calvin Elementary	927 W 37th St	825-7337
East Lake Academy of Fine Arts	2700 E 34th St	493-0334
East Lake Elementary	3600 13th Ave	493-0366
Franklin, John P Middle	200 East 37th St	209-5800

### School-Age Tutoring

Bethlehem Community Center	200 38th St, W	265-8223
South Chattanooga Recreation Center	1151 40th St, W	425-3550

## Stuart Heights - Community 34

### School

Alpine Crest Elementary	4700 Stagg Rd	874-1921
-------------------------	---------------	----------

## Town of Signal Mountain - Community 35

### Schools

Signal Mountain Middle	315 Ault Rd	886-0874
Thrasher Elementary	1301 James Blvd	886-0882

# APPENDIX H - READING ASSETS

## **Tyner/Dalewood - Community 36**

### Adult Basic Education/GED

Chattanooga State - East Campus 7158 Lee Hwy 697-4797

### Adult Basic Education/GED/ESL

Chattanooga State - Tyner United Methodist 6805 Standifer Gap Road 892-0444

### Schools

Hillcrest Elementary 4302 Bonny Oaks Dr 855-2602

Sheperd, Bess T Elementary 7126 Tyner Rd 855-2611

Tyner Academy 6836 Tyner Rd 855-2635

Tyner Middle Academy 6837 Tyner Rd 855-2648

Tyner/East Brainerd Recreation Center 6900 Ty-Hi Dr 855-2664

## **Walden/Mowbray/Flat Top - Community 37**

### School

Nolan Elementary 4435 Shackelford Ridge Rd 886-0898

## **Westview - Community 38**

### School

Westview Elementary 9629 East Brainerd Rd 855-6142

## **Woodmore/Dalewood - Community 39**

### Adult Basic Education/GED

Chattanooga State - Brainerd Recreation Center 1010 N. Moore Road 425-3600

### Adult Basic Education/GED/ESL

READ Chattanooga 5700 Marlin Rd, Suite 2600 855-4443

### Afterschool Care

Brainerd Recreation Center 1010 North Moore Rd 425-3600

### Early Childhood

Head Start - Woodmore Elem 800 Woodmore Ln 493-0394

### Library/Reading Center/Reading Program

Library - Eastgate 5900 Building--5705 Road, Suite 855-2689

### Schools

Brainerd High 1020 North Moore Rd 855-2615

Chattanooga School for Liberal Arts 6579 East Brainerd Rd 855-2614

Dalewood Middle 1300 Shallowford Rd 493-0323

Woodmore Elementary 800 Woodmore Ln 493-0394

### School-Age Tutoring

Salvation Army 1019 North Moore Road 756-1023

## **Countywide or Referral Agencies**

Child Care Resource Center 2300 Bailey Ave 629-4174

Ham Co Dept of Education - GED+2 Program 6703 Bonny Oaks Dr 209-8400

Invest in Children (United Way) 630 Market Street 752-0300

Job Corps Admissions Office 5704 Marlin Road, Suite 2503 894-3865

Junior League of Greater Chattanooga 622 E. 4th Street 267-5053

Literacy Coalition of Chattanooga Chairman - Kenardo Curry 425-3700

Parents are First Teachers 317 Oak St 209-6838

Parents Place 2300 Bailey Ave 629-4174

Speech and Hearing Center 600 N. Holtzclaw, Suite 200 622-6900

Tennessee Department of Human Services 311 E. MLK Blvd 634-6877



# APPENDIX I - READING ASSETS

Following is a list of reading assets, organized alphabetically, with the corresponding community number. It is important to note this list is not comprehensive and will grow as additional editions of this report are produced. If you are aware of a reading asset that is not listed, feel free to contact the Community Research Council at 267-7766.

<b>Agency</b>	<b>Address</b>	<b>Phone</b>	<b>Community</b>
21st Century Academy	4201 Cherryton Dr	493-0309	5
Allen Elementary	9811 Dallas Hollow Rd	843-4713	8
Alpine Crest Elementary	4700 Stagg Rd	874-1921	34
Alton Park Neighborhood Reading Center	701 Hooker Rd	825-1240	33
Apison Elementary	10433 East Brainerd Rd	236-4322	2
Avondale Recreation Center	1305 Dodson Ave	697-1277	1
Barger Academy of Fine Arts	4808 Brainerd Rd	493-0348	5
Battle Academy	1601 Market St	209-5747	9
Bethlehem Community Center	200 38th St, W	265-8223	33
Big Ridge Elementary	5210 Cassandra Smith Rd	843-4793	21
Birchwood Elementary	5623 Highway 60	961-2444	4
Boy's and Girls' Clubs of Chattanooga - Alton Park	3500 Kirkland Ave.	266-6131	33
Boy's and Girls' Clubs of Chattanooga - East Lake	2125 E. 25th Street Place	629-4943	30
Boy's and Girls' Clubs of Chattanooga - Highland Park	2310 Duncan Ave.	629-0008	30
Boy's and Girls' Clubs of Chattanooga - Tubman Unit	1817 Hardy Street	698-6954	1
Brainerd Baptist Church	300 Brookfield Ave	624-2606	5
Brainerd High	1020 North Moore Rd	855-2615	39
Brainerd Neighborhood Reading Center	7 Tuxedo Ave, N	698-3472	5
Brainerd Recreation Center	1010 North Moore Rd	425-3600	39
Brown Academy	718 E 8th St	209-5760	9
Brown Middle	5716 Highway 58	344-1439	17
Bushtown Neighborhood Reading Center	1817 3rd St, E	629-5212	6
Carver Recreation Center	600 Orchard Knob Rd, N	697-1279	6
Central High	5728 Highway 58	344-1447	17
Chattanooga Endeavors - Cavalier Center	1105 10th St, E	266-1888	6
Chattanooga Endeavors - Cavalier Center	1105 10th St, E	266-1888	9
Chattanooga High School Center for Creative Arts	1301 Dallas Rd	209-5929	31
Chattanooga Middle	1219 West Mississippi Ave	209-5914	26
Chattanooga School for Liberal Arts	6579 East Brainerd Rd	855-2614	39
Chattanooga School for the Arts & Sciences	861 E Third St	209-5816	6
Chattanooga State - Brainerd Recreation Center	1010 N. Moore Road	425-3600	39
Chattanooga State - Daisy Head Start Center	9517 Ridgetrail Road	842-9412	8
Chattanooga State - East Campus	7158 Lee Hwy	697-4797	36
Chattanooga State - Hamilton County Jail	609 Walnut Street	209-7050	9
Chattanooga State - Main Campus	4501 Amnicola Hwy	697-2529	27
Chattanooga State - Northside Neighborhood House	211 Minor Street	267-2217	26
Chattanooga State - One Room Drop-In School	2109 N. Hawthorne	624-6734	1
Chattanooga State - One Room Drop-In School	2109 N. Hawthorne	624-6734	9
Chattanooga State - Piney Woods FRC	710 Hooker Road		33
Chattanooga State - SE Dev Resource Park	1105 E. 10th Street	697-3100	6
Chattanooga State - Tyner United Methodist	6805 Standifer Gap Road	892-0444	36
Chattanooga State Child Development Center	4501 Amnicola Hwy	697-4412	27
Child Care Resource Center	2300 Bailey Ave	629-4174	30
Clifton Hills Elementary	1815 E 32nd St	493-0357	30
Concord Baptist Church	7025 East Brainerd Rd	892-9313	11
Daisy Elementary	620 Sequoyah Rd	332-8815	32
Dalewood Middle	1300 Shallowford Rd	493-0323	39
Dawn School	3700 13th Ave	493-5161	33
Donaldson, Calvin Elementary	927 W 37th St	825-7337	33
DuPont Elementary	4134 Hixson Pike	870-0615	27
E. 5th Street Child Care Center	730 E. M.L.King Blvd.	266-7998	9
East Brainerd Elementary	7453 East Brainerd Rd	855-2600	11
East Chattanooga Recreation Center	2409 Dodson Ave	697-1281	1
East Chattanooga Neighborhood Reading Center	2418 Dodson Ave	624-1037	1
East Lake Academy of Fine Arts	2700 E 34th St	493-0334	33
East Lake Elementary	3600 13th Ave	493-0366	33
East Lake Neighborhood Reading Center	2139 27th St, E	698-2700	30
East Lake Recreation Center	3601 Dodds Ave	867-4498	33
East Ridge Elementary	1014 John Ross Rd	493-9296	14

# APPENDIX I - READING ASSETS

Agency	Address	Phone	Community
East Ridge High	4320 Bennett Rd	867-6200	14
East Ridge Middle	4400 Bennett Rd	867-6214	14
East Side Elementary	1603 S Lyerly St	493-7780	30
Eastdale Recreation Center	1312 Moss Dr	697-1289	16
Falling Water Elementary	715 Roberts Mill Rd	843-4711	15
First Baptist Church	401 Gateway Ave	265-2257	9
First Centenary (Recreation Center)	403 Oak St	266-3345	9
Franklin, John P Middle	200 East 37th St	209-5800	33
Ganns Middle Valley Elementary	1609 Thrasher Pike	843-4700	24
Garber, Mary Ann Elementary	2225 Roanoke Ave	493-0376	1
Girls Incorporated - Founder's House	709 Greenwood Ave, S	266-2408	6
Girls Incorporated - Harriet Tubman	2105 Hawthorne St, N	624-4985	1
Girls Incorporated - Poss/McCallie	2407 Washington St	267-0838	9
Girls Incorporated - Westside	1200 Grove St	624-4757	9
Glenwood Recreation Center	2610 Glenwood Drive	697-1284	16
Glenwood Recreation Center/Neighborhood Reading Center	2610 Glenwood Dr	697-1284	16
Good Shepherd Outreach Ministries	314 Depot Street	Unknown	32
Ham Co Dept of Education - GED+2 Program	6703 Bonny Oaks Dr	209-8400	28
Hardy Elementary	2100 Glass St	493-0300	1
Harrison Bay Technology Center	9050 Career Ln	344-1433	18
Harrison Elementary	5637 Highway 58	344-1428	17
Head Start - Avondale	2302 Ocoee St	493-9770	1
Head Start - Cedar Hill	4701 Divine Ave	867-3236	33
Head Start - Chattanooga Human Services	501 12th St, W	757-0953	9
Head Start - Childcare Network	1043 Grays Dr	493-9750	10
Head Start - Children's Home	315 Gillespie Rd	698-2456	5
Head Start - Daisy	9531 Ridge Trail Rd	842-9412	8
Head Start - McBrien Elem	1501 Tombras Ave	867-6209	14
Head Start - North Chattanooga	1510 Hamilton Ave	757-4756	31
Head Start - Summit	4821 Pattontown Rd	855-9402	7
Head Start - Volunteer Community School	506 Spears Ave	267-5800	26
Head Start - Woodmore Elem	800 Woodmore Ln	493-0394	39
Highland Park Neighborhood Reading Center (READ Chatt)	1714 Duncan Ave	698-2965	6
Hillcrest Elementary	4302 Bonny Oaks Dr	855-2602	36
Hixson Elementary	5950 Winding Ln	870-0621	20
Hixson High	5705 Middle Valley Rd	847-4800	20
Hixson Middle	5401 School Dr	870-0600	20
Hope for Chattanooga - GLAD Enrichment Program	2517 McCallie Ave, Suite 7	698-4733	16
Howard Elementary	100 E 25th St	209-5860	9
Howard School of Academics & Technology	2500 S Market St	209-5868	9
Hunter Middle	5973 Hunter Rd	344-1474	28
InnerCity Ministries - Inner City Christian Academy	1800 Roanoke Ave	698-3178	1
InnerCity Ministries Tutoring	1800 Roanoke Ave	698-3178	1
Jesse Appleberry Memorial Neighborhood Reading Center	1601 Rossville Ave	760-2763	9
Job Corps Admissions Office	5704 Marlin Road, Suite 2503	894-3865	39
Junior League of Greater Chattanooga	622 E. 4th Street	267-5053	26
Lakeside Academy of Math, Science and Tech	4850 Jersey Pike	855-2605	22
Library - Downtown	1001 Broad St	757-5310	9
Library - Eastgate	5900 Building--5705 Road,Ste 1	855-2689	39
Library - Northgate	520 Northgate Mall	870-0635	21
Library - Ooltewah/Collegedale	9318 Apison Pike	396-9300	7
Library - South Chattanooga	925 E. 39th Street	825-7237	33
Little Miss Mag Child Care Center	214 Walnut Street	266-5286	9
Loftis Middle	8611 Columbus Rd	843-4749	24
Lookout Mountain Elementary	321 North Bragg Ave	825-7385	23
Lookout Valley Elementary	701 Brown's Ferry Rd	825-7370	23
Lookout Valley Middle/High	350 Lookout High St	825-7352	23
Maurice Kirby Child Care Center	2500 South Market Street	266-1802	9
McBrien Elementary	1501 Tombras Ave	867-6209	14
McConnell Elementary	8629 Columbus Rd	843-4704	24
Memorial Baptist Church	4445 Hixson Pike	877-7922	27
Middle Valley Baptist Church	7901 Middle Valley Rd	842-1911	24

# APPENDIX I - READING ASSETS

<b>Agency</b>	<b>Address</b>	<b>Phone</b>	<b>Community</b>
MLK Neighborhood Reading Center	401 M L King Blvd, E	266-5511	9
Nolan Elementary	4435 Shackelford Ridge Rd	886-0898	37
Normal Park Elementary	1009 Mississippi Ave	209-5900	31
North Chattanooga Recreation Center	406 May St	757-5447	26
North Chattanooga/Hill City Neighborhood Reading Center	829 Dallas Rd	756-1557	26
North Hamilton County Elementary	601 Industrial Blvd	332-8848	3
Oak Grove Neighborhood Reading Center	2230 18th St, E	698-8086	30
Ooltewah Elementary	9232 Lee Hwy	238-4204	28
Ooltewah High	6123 Mountain View Rd	238-5221	28
Ooltewah Middle	5100 Ooltewah-Ringgold Rd	238-5732	2
Orchard Knob Elementary	400 Orchard Knob Ave	493-0385	6
Orchard Knob Middle	500 North Highland Park Ave	493-7793	6
Parents are First Teachers Main Office	317 Oak St	209-6838	9
Parents Place	2300 Bailey Ave	629-4174	30
Patten Recreation Center	3202 Kelly's Ferry Rd	825-5955	23
Primera Church Hispanic Mission	109 East View Ct	Unknown	29
Pro Re Bona Day Nursery	1707 Dodds Ave.	622-2632	30
READ Chattanooga	5700 Marlin Rd, Suite 2600	855-4443	39
READ Chattanooga - East Lake	2140 28th St, E	855-4443	30
READ Chattanooga - Glenwood	2701 Vermont Ave	855-4443	16
READ Chattanooga/Salvation Army - Esperanze del Barrio	207 E. Main Street	266-0305	9
Red Bank Baptist Church	4000 Dayton Blvd	877-4514	29
Red Bank Elementary	1100 Mountain Creek Rd	874-1917	25
Red Bank High	640 Morrison Springs Rd	874-1900	25
Red Bank Middle	3715 Dayton Blvd	874-1908	29
Ridgedale Baptist Church	1831 Hickory Valley Rd	499-0994	11
Rivermont Elementary	3330 Hixson Pike	870-0610	31
Roanoke Reading Center	1800 Roanoke Ave	698-3178	1
Sale Creek High	211 Patterson Rd	332-8819	3
Sale Creek Middle	211 Patterson Rd	332-8819	3
Salvation Army	2140 E. 28th Street	698-4484	30
Salvation Army	1019 North Moore Road	756-1023	39
Sequoyah Technology Center	9517 Ridge Trail Rd	843-4707	8
Sheperd, Bess T Elementary	7126 Tyner Rd	855-2611	36
Shepherd Recreation Center	2124 Shepherd Rd	855-2697	11
Shepherd Recreation Center - The Reading Room	2124 Shepherd Rd	855-2697	11
Signal Centers	109 N. Germantown Road	698-8528	5
Signal Mountain Middle	315 Ault Rd	886-0874	35
Smith, Wallace A Elementary	5971 Hunter Rd	344-1425	28
Snow Hill Elementary	9042 Career Ln	344-1456	18
Soddy Daisy High	618 Sequoyah Rd	332-8828	32
Soddy Daisy Middle	200 Turner Rd	332-8800	32
Soddy Elementary	260 School St	332-8823	32
South Chattanooga Recreation Center	1151 40th St, W	425-3550	33
Southside Neighborhood Reading Center	1615 Jefferson St	265-1213	9
Speech and Hearing Center	600 N. Holtzclaw, Suite 200	622-6900	6
Spring Creek Elementary	1100 Spring Creek Rd	855-6138	12
St Elmo Avenue Baptist Church	4500 St. Elmo Ave	821-3261	33
St. Elmo Neighborhood Reading Center	1607 43rd St, W	821-3131	33
Temple Baptist Church	3200 Rossville Blvd	622-1913	30
Thrasher Elementary	1301 James Blvd	886-0882	35
Tyner Academy	6836 Tyner Rd	855-2635	36
Tyner Middle Academy	6837 Tyner Rd	855-2648	36
Tyner/East Brainerd Recreation Center	6900 Ty-Hi Dr	855-2664	36
Washington Hills Recreation Center	4628 Oakwood Dr	855-2679	22
Washington School	7821 Hancock Rd	893-3520	22
Westside Neighborhood Reading Center	1200 Grove St	266-6510	9
Westview Elementary	9629 East Brainerd Rd	855-6142	38
White Oak Elementary	901 Altamont Rd	209-7740	31
Wolftever Creek Elementary	5080 Ooltewah-Ringgold Rd	238-7300	2
Woodland Park Baptist Church	7501 Standifer Gap Rd	899-9185	7

# APPENDIX I - READING ASSETS

**Agency**

Woodmore Elementary  
Wyatt (Frances B) Recreation Center  
YMCA

**Address**

800 Woodmore Ln  
406 Colville St  
301 W. 6th Street

**Phone**

493-0394  
757-5443  
266-3766

**Community**

39  
26  
9

END NOTES

1. Catherine E. Snow, Susan Burns, and Peg Griffin, Editors. *Preventing reading difficulties in young children*. National Research Council, 1998.
2. Ibid.
3. Ibid.
4. Ibid.
5. Ibid.
6. National Adult Literacy Survey (NALS).
7. J. Baldwin, et. al. *The literacy proficiencies of GED examinees: Results from the GET-NALS comparison study*. American Council on Education and Educational Testing Service, 1995.

SOURCE DATA

All demographic data in this report are from the U.S. Census Bureau, 2000 Decennial Census.