



Neighborhood Safety: Citizens' Role

Data Sources & Methods

National Neighborhood Indicators Partnership

Pittsburgh, PA

May 8, 2015

Project

Background



**What is Collective Efficacy?
Social Cohesion?**



Would your neighbor do something if:

- Someone trying to break into a house
- Someone illegally parked
- Suspicious people hanging out close by
- A loud argument occurring outside
- A fight was taking place
- Kids were skipping school and hanging out
- Gunshots were heard
- Drugs were being sold
- Trash was being dumped
- Prostitutes were soliciting clients
- A vacant house was used to sell drugs
- A fire station was being closed down



My neighborhood is a place where:

- It is a good area to raise children
- People are generally friendly
- People take care of each other
- People can be trusted
- People help their neighbors
- People are close-knit
- People share the same values
- I stop and talk with people



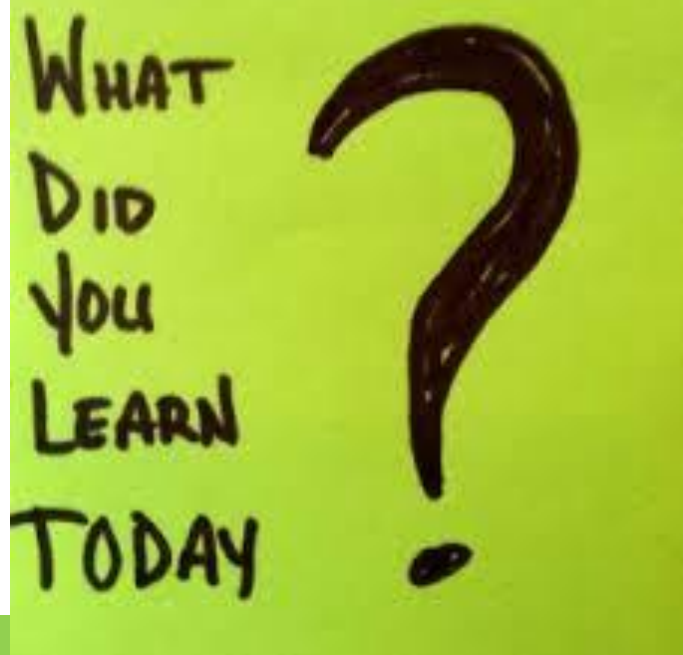

Why are **Collective Efficacy** and **Social Cohesion** Important Concepts to Understand and Develop?

How are these concepts measured?

- Household surveys
- Public Safety Systematic Surveys
- Identify neighborhood “Anchors” and “Crime Attractors”



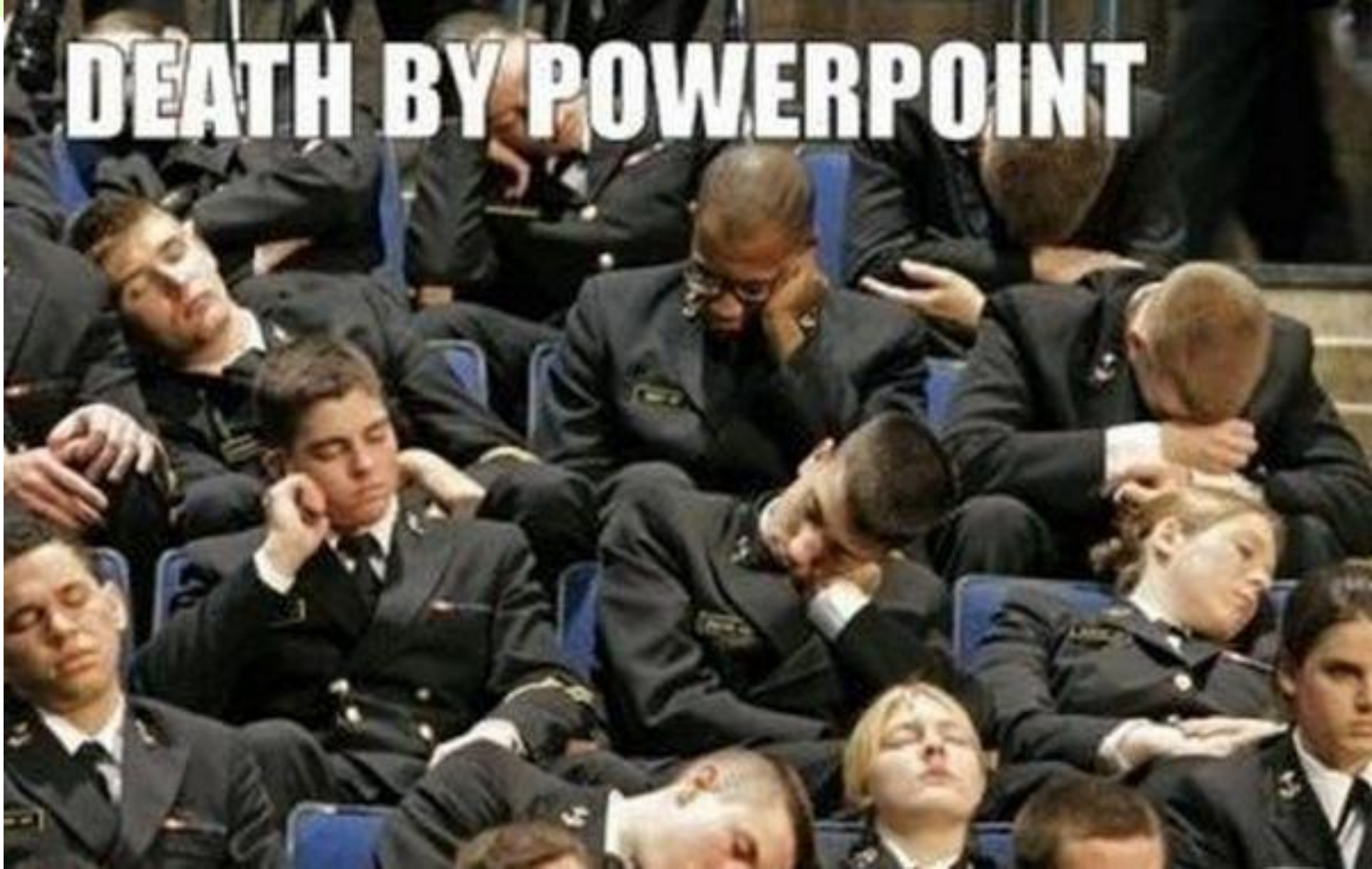
What did We Learn?





How is What Was Learned Being Used?

DEATH BY POWERPOINT



Was it avoided?.....



Contact us for more information:

Lisa Pittman, The Children's Trust

lisa@thechildrenstrust.org

Craig Uchida, Justice and Security Strategies, Inc.

cduchida@jssinc.com

Shellie Solomon, Justice and Security Strategies, Inc.

sesolomon@jssinc.com

Neighborhood Safety: Citizens' Role

NNIP in Pittsburgh, May 8, 2015

Lisa Pittman, The Children's Trust, Miami-Dade County, FL

Good Morning everyone.

I'm here to talk about a four-year research project that developed tools to layer people-oriented information – how they think of and interact within their neighborhoods - on top of crime data in order to better understand the pulse of residents living there and how to use all this information to make a difference in violence-prone neighborhoods.

Slide 2

So very quickly within 15 minutes I am going to

- Provide some context and background;
- Explain the wonky-worded concepts of collective efficacy and social cohesion,
- Talk about why these concepts are important and ways to facilitate their development in residents,
- as well as how these concepts are measured to determine whether residents have them; and then move on to
- What we learned, and
- How the work continues to be used –

This is not the first time I've talked about this research at NNIP. We had some preliminary findings that I shared in Oakland, in 2010. Today I am sharing more information about the tools developed and approaches for addressing public safety with community involvement. Here's the quick background and definitions of collective efficacy and social cohesion.

The Children's Trust funded Justice & Security Strategies to conduct research in three Miami-Dade County neighborhoods (through Summer 2011) to shed light on ways to address the crippling violence occurring in a few neighborhoods in Miami-Dade County. JSS works with communities and police departments across the US; they are based in the DC area (actually Maryland) with offices in South Florida and Los Angeles. As a funder I received reports and participated in some decision-making, but the work was done by them.

In particular, they and we were interested in the theory of collective efficacy which states that neighborhoods where residents share mutual trust and a willingness to intervene when problems occur experience less crime and disorder. The same is generally true where there is social cohesion which refers to the emotional and social connection that comes with close social ties. A sense of community shared by residents; a sense of belonging and investment in the neighborhood. Areas where people own homes, send their kids to local schools and put down roots tend to have higher social cohesion. Makes sense!

- You don't have to be friends and like your neighbors enough to engage with them regularly. It is an individual thing. The way you want to live must be shared with neighbors to be effective. Must have some amount of willingness to intervene for there to be some amount of informal social control

The funded research resulted in a household survey tool and observation tools that were piloted and improved with each neighborhood implementation. It also led to a National Institute of Justice grant which expanded the research to an additional five neighborhoods.

Both of these concepts are aspects of neighborhood social functioning. They can, and do when well-developed, provide informal social control within a neighborhood and these are the concepts that community groups seek to build upon when organizing communities. Furthermore they can support, or when not present work contrary to, the formal social control provided by police.

Slides 3 and 4

To give you a better sense of the Collective Efficacy and Social Cohesion concepts, let's look at some of the survey questions used to determine the profiles of residents within a neighborhood.

Note the questions ask about what your neighbors (not you) would do. While the intent is about the resident's perception of his/her neighbors it also provides a distance between sensitive questions and a person's response.

The household questionnaire is already on the NNIP website, associated with one of the research reports.

The responses to the CE questions ranged from very likely to very unlikely my neighbor would do something about it. "No response" was also recorded. The latter is most likely to be used for the mildest of these questions – an illegally parked car or the closing of a nearby fire station. Typically gun fire and a fight or beating receives the greatest "likely" response.

The responses to the SC questions range from strongly agree to strongly disagree. You can see these questions are more about how someone feels about the people and their interactions within their neighborhood.

The aggregated responses provide community groups with information about the general feel of the neighborhood residents and identifies areas that could be built up to provide stronger ties. Again, you don't have to be best friends, but a sense of belonging and knowing about each other is important.

Slide 5

Why are Collective Efficacy and Social Cohesion Important Concepts to Understand/Develop?

- They have significant impact on residents'
 - perceptions of incivilities (graffiti, trash, rude behavior)
 - satisfaction with police (trust, responsiveness, effectiveness)
 - fear of crime
- which contributes to levels of
 - community engagement and shared responsibility
 - effective policing
 - reduction in crime
- This provides a means of sustaining crime prevention efforts as residents see their communities as places where they can live without fear of crime

Slide 6

How are these Concepts Measured? The survey tool is available on NNIP website now and I'll make sure the Observation Tools are also.

- Household Surveys – At this point there are generally 12 questions related to Collective Efficacy and 8 questions related to Social Cohesion. These questions can be added to household surveys conducted for Promise Neighborhoods or those attempting to identify residents who qualify for social services. The results assist organizations in identifying the level of these concepts among neighborhood residents to inform strengths to be built upon or whether further work is needed.
- Public Safety Systematic Observation Tool – (assessing quality of infrastructure, individuals and activity on the street, vehicles, noise, graffiti, sense of safety) the results can be used to triangulate police data and residents' perceptions of "crime attractors" and neighborhood "anchors" within the neighborhood.
- Importance of identifying and maintaining neighborhood "anchor points" as these are places where networking, building trust and getting to know one another can occur. Such as parks, recreation centers, schools, churches, and places where people come together. Higher levels of usage of such centers are associated with higher perceptions of CE and SC. Addressing maintenance needs and enhancements to anchor points are excellent means to building greater CE and SC
- On the flip side, identifying and addressing "crime attractors" – hangouts, alleys, bars, get and gos aka stop and robs where alcohol is often prevalent – this is equally important

Slide 7

What did we Learn?

- Some basic obvious results like (1) older adults perceive greater CE & SC, and home owners have greater social cohesion and (2) high transiency and poverty contribute to low levels of CE & SC
- More importantly, we found there are often pockets of people "micro-targets" who *do* care and trust within larger neighborhoods. JSS's research has shown that when looking more closely at neighborhood block segments rather than 20 to 50 square block areas, you can often find a number of pockets where people have higher levels of willingness to intervene and care. This is where you start and build upon those relationships and those caring feelings.
- Technical piece – JSS used Kriging (ArcGIS Spatial Analyst) to geocode locations of survey respondents and treated these surveys as if they represented measurements from an underlying smooth spatial surface. Kriging is a method for spatial interpolation that allows for the estimation of this smooth surface – similar to rainfall collection. It results in a heat map that can be used to find these micro-targets. Indeed when maps of homicide victims in violent neighborhoods were overlaid on the kriged maps, the locations of the murders often were identified within areas where there are "sinks" in either or both collective efficacy and social cohesion.

Slide 8

How is this work being Used in neighborhoods?

- Use crime data to identify hot spots. Convene residents and share data/maps. Ask for corroboration of data. Build buy-in. Address needs.

In Miami this was a research study we hoped eventually would provide a means to effectively address violence in the targeted neighborhoods. But it is in LA where a couple communities (East Hollywood and Pacoima) and the police department – have used the surveys together with crime maps and engaging residents within their neighborhoods to effect change through implementing the recommendations.

They started out by convening neighborhood meetings through the leadership of a community organization with great leadership and a volunteer base to assist with this process and keep cost to a minimum. In LA it is the Youth Policy Institute (YPI). Sounds similar to the organization we heard about in Pittsburgh’s Homewood neighborhood.

They set up community meetings (big ones – 250 people) with round tables and maps of areas and asked them to point out where crime was occurring and where they felt uncomfortable going. These were overlaid with crime data and survey data to determine overlap. Often there wasn’t much. Police had their data where violent crime was taking place. Residents were saying, “here is where there are break-ins, a lot of trash, and where crimes generally are not being reported to police.” (due to language barriers or perceived non-responsiveness). This information and resident viewpoints were shared with police. There was a particular concern among residents about a park that was a haven for drug dealers. Police agreed to clean up the park that was causing a lot of concern among neighborhood residents.

Also held a series of focus groups (small ones) wherein researchers spoke with them about crime. These discourses help build collective efficacy within these areas. Organizations go back to the schools and community groups to maintain the connection and feedback mechanism.

Data Collection Process

- Gave volunteers survey design (random selection of blocks); trained them on tools – both survey and systematic observation
- \$10 to \$15K to do this in LA in two neighborhoods with a total of 400-500 surveys completed overall. Youth-based with a large outreach to Hispanic and black communities – surveys translated into Spanish, Thai and Armenian.
- JSS provided help with data analysis.
- iPads were used to collect the data so data entry occurred right there in the field.
- Provides feedback mechanism to hook in with communities around safety within their communities.

This is a current hot topic as we are seeing regularly what happens in communities where there is no trust between residents and police.

Very important to convey:

- must make the connection that trust is required between community members and the police who patrol the area – this seems obvious, but it so often doesn’t appear to take place

- train police and community around the principles of collective efficacy – it is a slow and methodical process. For instance, bring together community members following a violent event as a means to facilitate residents’ knowledge of and comfort level with each other – this will build and use collective efficacy to eventually reduce the violence within a neighborhood. It is important to provide a natural means for neighbors to get to know one another through a series of events like block parties not directly related to violent events. Then, with time and a series of fun events to coax neighbors to meet each

other, engage in conversation, and build trust, they will begin to discuss neighborhood problems and develop an interest in community betterment. This can be a very long process with no-one directly telling community members what to do. Rather, this approach is expected to provide an environment for natural leaders to self-identify, resulting in building community and resident engagement.

- ensuring anchor points remain functional and usable is critical for the development of a healthy community.

- collective efficacy holds the promise for long-term sustainability because it roots itself in the attitudes and actions of the residents. They have to care.



Collective Efficacy Neighborhood Survey

Approved under IRB00008093, Justice & Security Strategies, Inc., IRB#1

Neighborhood ID # _____

Household ID #: _____

Time Began _____ A.M
P.M

This project, "Reducing Crime Through Collective Efficacy: Identifying Social Control and Social Cohesion in Miami Neighborhoods" (grant # 2009-IJ-CX-0039), conducted by Justice & Security Strategies, Inc. (JSS), is funded by The National Institute of Justice, the research and evaluation arm of the US Department of Justice. In addition, funding has been provided by the Children's Trust of Miami-Dade County. The Children's Trust is a dedicated source of revenue established by voter referendum to improve the lives of children and families in Miami-Dade County.

If a respondent has concerns and wants to verify that this survey is being conducted with The Children's Trust of Miami-Dade and JSS, they can call: 305-571-5700.

If a respondent has concerns and wants to speak to a Justice & Security Strategies, Inc. representative, please call 610-547-7439.

Hello, my name is _____, and I work for a national research organization operating here in Florida. We are doing a survey for the National Institute of Justice and the Children’s Trust of Miami-Dade [SHOW I.D. CARD] to find out how residents in this area feel about their neighborhood and I would like to talk with you for a few minutes. All the information you give will be kept strictly confidential and it will be used only to prepare a report in which no one’s answers will ever be identified. Your cooperation is voluntary but your participation is very important. We really appreciate your voluntary cooperation with this survey.

Q1. First, I have a few questions about this neighborhood. How long have you lived at this address?
 YEARS _____
 MONTHS _____
 DON’T KNOW..... 8

Q2. Do you own or rent your home?
 OWN (INCLUDES STILL PAYING) 1
 RENT 2
 OTHER..... 3
 DON’T KNOW..... 8
 REFUSED 9

During the past twelve months:

	YES	NO	INAPP.	DON’T KNOW	REFUSED
Q3. Did you have trouble paying the rent or mortgage?	1	2	3	4	5
Q4. Did you move more than once?	1	2	3	4	5

Now, think about your street block. I am going to read you a list of issues that might be a problem in your block. After I read each one, please tell me if it is No Problem, Some Problem, or a Big Problem in your block.

	NOT AN ISSUE	NO PROBLEM	SOME PROBLEM	BIG PROBLEM
Q5. Poor trash pickup by the city? [PROBE AS NECESSARY: Is that no problem, some problem, or a big problem in your block?]	1	2	3	4
Q6. Poor police response to problems?	1	2	3	4
Q7. Lack of adequate recreational programs? [This could mean programs for kids or classes for adults.]	1	2	3	4
Q8. Dirty or unkempt buildings and lots?	1	2	3	4
Q9. Vacant or abandoned lots ?	1	2	3	4
Q10. Neighbors who make too much noise?	1	2	3	4
Q11. Homeless loitering ?	1	2	3	4
Q12. Vandalism [this means destroying property Such as breaking windows of abandoned Homes]	1	2	3	4
Q13. Public drug or alcohol use ?	1	2	3	4
Q14. Theft from or vandalism to vehicles?	1	2	3	4

	NOT AN ISSUE	NO PROBLEM	SOME PROBLEM	BIG PROBLEM	
Q15. Graffiti?	1	2	3	4	
Q16. Drug dealing?	1	2	3	4	
Q17. Groups of young people hanging out/around?	1	2	3	4	
Q18. Physical assaults of people on the street?	1	2	3	4	
Q19. Gangs or similar criminal activities?	1	2	3	4	
Q20. Gunshots/gun violence?	1	2	3	4	
Q21. Truancy, that is kids not being in school when they should be?	1	2	3	4	
	<u>YES</u>	<u>NO</u>	<u>INAPP.</u>	<u>DON'T KNOW</u>	<u>REFUSED</u>
Q22. During the past 12 months, have there been problems in your family or your relationships with violence or threats of violence between adults?	1	2	3	4	5

I am going to read a list of things that might happen in your neighborhood. After I read each one, please tell me how likely it is that one of your neighbors would do something about it.

	<u>VERY LIKELY</u>	<u>LIKELY</u>	<u>NEITHER</u>	<u>UNLIKELY</u>	<u>VERY UNLIKELY</u>
Q23. The first one is if someone was trying to break into a house? [PROBE AS NECESSARY: How likely is it that one of your neighbors would do something about it? Is it very likely, likely, unlikely, or very unlikely?]	1	2	3	4	5
Q24. If someone was illegally parking in the street?	1	2	3	4	5
Q25. If suspicious people were hanging around the neighborhood?	1	2	3	4	5
Q26. If people were having a loud argument in the street?	1	2	3	4	5
Q27. If a group of underage kids were Drinking?	1	2	3	4	5
Q28. If some children were spray-painting graffiti on a local-building?	1	2	3	4	5

	VERY LIKELY	LIKELY	NEITHER	UNLIKELY	VERY UNLIKELY
Q29. If there was a fight in front of your house and someone was being beaten or threatened?	1	2	3	4	5
[PROBE AS NECESSARY: How likely is it that one of your neighbors would do something about it? Is it very likely, likely, unlikely, or very unlikely?]					
Q30. If a child was showing disrespect to an adult?	1	2	3	4	5
Q31. If a group of neighborhood children were skipping school and hanging out on a street corner?	1	2	3	4	5
Q32. If someone on your block was playing loud music?	1	2	3	4	5
Q33. If someone on your block was firing a Gun?	1	2	3	4	5
Q34. If drugs were being sold on your Block?	1	2	3	4	5

Now, I am going to read you some statements about your neighborhood. After I read each one, please tell me whether you Strongly Agree, Agree, Disagree, or Strongly Disagree.

	STRONGLY AGREE	AGREE	NEITHER	DISAGREE	STRONGLY DISAGREE
Q35. This neighborhood is a good area to raise children?	1	2	3	4	5
[PROBE AS NECESSARY: Do you strongly agree, agree, disagree or strongly disagree?]					
Q36. People that live in my neighborhood are generally friendly	1	2	3	4	5
Q37. I am happy I live in this neighborhood	1	2	3	4	5
Q38. People around here take care of each other	1	2	3	4	5
Q39. People in this neighborhood can be trusted	1	2	3	4	5
Q40. People around here are willing to help their neighbors	1	2	3	4	5
Q41. This is a close-knit neighborhood	1	2	3	4	5

	STRONGLY AGREE	AGREE	NEITHER	DISAGREE	STRONGLY DISAGREE
Q42. People in this neighborhood generally don't get along with each other	1	2	3	4	5
Q43. People in this neighborhood do not share the same values	1	2	3	4	5
Q44. I regularly stop and talk with people in my neighborhood	1	2	3	4	5
Q45. I know the names of people in my neighborhood	1	2	3	4	5

I am going to read another list of things that might happen in your neighborhood. After I read each one, please tell me how likely it is that one of your neighbors would do something about it.

	VERY LIKELY	LIKELY	NEITHER	UNLIKELY	VERY UNLIKELY
Q46. The first one is, if there was a serious pothole on your street that needed repairs? [PROBE AS NECESSARY: How likely is it that one of your neighbors would do something about it? Is it very likely, likely, unlikely, or very unlikely?]	1	2	3	4	5
Q47. People were dumping large trash items in a local park or alleys?	1	2	3	4	5
Q48. A vacant house in the neighborhood was being used for drug dealing?	1	2	3	4	5
Q49. The city was planning to cut funding for a local community center?	1	2	3	4	5
Q50. Prostitutes were soliciting clients in your neighborhood?	1	2	3	4	5
Q51. The city was planning on closing the fire station closest to your home?	1	2	3	4	5

Now, think about your community. I am going to read you a list of questions about your community. After I read each one, please answer yes or no.

	<u>YES</u>	<u>NO</u>	<u>DON'T KNOW</u>
Q52. Have there been community meetings held here in this neighborhood to try to deal with local problems during the past six months? [IF NO TO Q52 SKIP TO Q54]	1	2	8
Q53. Have you attended 1 or more community meetings during the past 6 months.	1	2	8
Q54. Have there been social get-togethers, like block-parties, or other large social events in this neighborhood during the past six months?	1	2	8
Q55. Have you done volunteer work in the last year to benefit your neighborhood or community	1	2	8
Q56. Is there a community center in your neighborhood that your friends and you use	1	2	8
Q57. Do you reach out to people outside your neighborhood for help when you have serious problems?	1	2	8
Q58. Would people in your neighborhood offer to help you if you were injured and in need of help?	1	2	8
Q59. Can you rely on your neighbors?	1	2	8

Next, I would like to ask you about some things which may have happened to you or a current member of your household in the past six months, that is since about June. As I read each one, please think carefully and tell me if it happened since last June.

	<u>YES</u>	<u>NO</u>	<u>NOT APPLICABLE</u>
Q60. In the past 6 months, has anyone broken into your home, garage, or another building on your property to steal something?	1	2	8
Q61. In the past 6 months, has anyone stolen something from you by force or tried to take something from you after threatening you with harm?	1	2	8
Q62. In the past six months, has anyone stolen or tried to steal your car/truck? [IF NOT APPLICABLE, SKIP TO Q64]	1	2	8
Q63. In the past six months, has anyone taken anything from inside your car/truck or try to steal parts of it?	1	2	8

Now, I would like to ask you a few questions about things that might worry you in this neighborhood. How worried are you that ...

	<u>VERY WORRIED</u>	<u>SOMEWHAT WORRIED</u>	<u>NOT WORRIED</u>	<u>NOT APPLICABLE</u>
Q64. Someone will try to break into your home while no one is here [PROMPT AS NECESSARY: Are you very worried, somewhat worried, or not worried?]	1	2	3	8
Q65. Someone will try to steal things that you might leave outside your home overnight.	1	2	3	8
Q66. Someone will try to rob you or steal something from you while you are outside in this neighborhood.	1	2	3	8
Q67. Someone will try to attack you or beat you up while you are outside in this neighborhood	1	2	3	8
Q68. Someone will try to involve your child or family member in selling drugs	1	2	3	8

Now, I am going to ask you a few questions about how fear of crime has affected you. Please answer yes or no to the following questions about whether or not fear of crime caused you to...

	<u>YES</u>	<u>NO</u>	<u>DON'T KNOW</u>
Q69. Limit the places that you will go by yourself? [PROMPT AS NECESSARY: Has fear of crime made you . . .]	1	2	8
Q70. Do you have a weapon for self-protection?	1	2	8
Q71. Install a home security system or protective devices such as bars on the windows, buzzers on windows and/or doors, etc.?	1	2	8
Q72. Plan to move to a different place to live?	1	2	8

Next, I am going to read a series of questions about how you feel about your community and how you take care of your house. The first one is:

	<u>YES</u>	<u>NO</u>	<u>DON'T KNOW</u>
Q73. Do you feel annoyed when people don't follow rules about parking in your neighborhood? [PROMPT: Does this describe how you feel, yes or no?]	1	2	8

	<u>YES</u>	<u>NO</u>	<u>DON'T KNOW</u>
Q74. Do you feel happy when people in your neighborhood attend community meetings? [If they were held, would you be happy if people attended?]	1	2	8
Q75. Do you fix items on the outside of your house that have cracked or broken off?	1	2	8
Q76. Do you mow your lawn or place flowers or decorative items on the outside of your property?	1	2	8

Now, I am going to ask you about how often you or members of your family do certain things in your neighborhood. After I read each statement, please tell me if you do that activity Often, Sometimes, Rarely, or Never?

	<u>OFTEN</u>	<u>SOMETIMES</u>	<u>RARELY</u>	<u>NEVER</u>	<u>NOT APPLICABLE</u>
Q77. The first one is, visit the local neighborhood library [PROMPT AS NECESSARY: Do you do this often, sometimes, rarely or never?]	1	2	3	4	5
Q78. Visit a local youth program	1	2	3	4	5
Q79. Attend a church service in your Neighborhood?	1	2	3	4	5
Q80. Take your child/children to a child care facility in your neighborhood?	1	2	3	4	5
Q81. Visit local neighborhood parks?	1	2	3	4	5
Q82. Visit other local neighborhood community centers?	1	2	3	4	5
Q83. Go to local neighborhood grocery stores?	1	2	3	4	5
Q84. Use medical services located in the Neighborhood?	1	2	3	4	5
Q85. Use public transportation near my neighborhood ?	1	2	3	4	5

Q86. What are some of the things you like about living in this neighborhood? [Open response] [DON'T READ CATEGORIES. CIRCLE CODES THAT MATCH RESPONSE [PROBE: What else?]

- a. GOOD PUBLIC SCHOOLS
- b. NEIGHBORS LOOK OUT FOR EACH OTHER
- c. LOW HOUSING COST
- d. LOW CRIME IN AREA.....
- e. PARKS AND RECREATIONAL PROGRAMS.....
- f. AFTER SCHOOL PROGRAMS FOR KIDS
- g. PLENTY TO DO AROUND HERE
- h. PUBLIC TRANSPORTATION IS CLOSE
- i. LOTS OF PLACES TO EAT
- j. IT'S KEPT CLEAN.....
- k. LOTS OF PLACES TO WALK TO
- l. CONVENIENCE STORES NEARBY
- m. OTHER _____

(Specify)

Q87. Overall, how satisfied are you with the quality of police services in your neighborhood? Are you ...

- Very satisfied..... 1
- Satisfied..... 2
- Dissatisfied or..... 4
- Very dissatisfied 5
- NEITHER 3

Q88. On a normal day, how likely is it that you will see a police officer in your neighborhood? Is it...

- Very likely..... 1
- Somewhat likely..... 2
- Somewhat unlikely, or 4
- Very unlikely?..... 5
- NEITHER 3

Now, I am going to read you some statements about your neighborhood. After I read each one, please tell me whether you Strongly Agree, Agree, Disagree, or Strongly Disagree.

	STRONGLY AGREE	AGREE	NEITHER	DISAGREE	STRONGLY DISAGREE
Q89. The same police officers should regularly patrol my neighborhood	1	2	3	4	5
Q90. Police officers are easy to contact	1	2	3	4	5

[PROMPT AS NECESSARY:
Do you strongly agree, agree,
disagree, or strongly disagree?]

	STRONGLY AGREE	AGREE	NEITHER	DISAGREE	STRONGLY DISAGREE
Q91. Police officers respond to citizens calls for service in a timely manner.	1	2	3	4	5
Q92. I think police should put more officers on the streets even if that means reducing other services such as crime prevention,	1	2	3	4	5
Q93. I think citizens must take more responsibility for the safety of their neighborhoods.	1	2	3	4	5
Q94. I think the police should involve the public in efforts to improve the quality of life in my neighborhood.	1	2	3	4	5

Q95. How many people live in your household? _____

[IF 1 OR IF THE PERSON SAYS ONLY ADULTS LIVE IN HOUSE, SKIP TO Q99]

Q96. How many children 0 to 17 years old live in your household? _____

Q97. Of those 0 to 17 year old children who live in your household, how many are 0 to 6 years old? _____

	YES	NO	INAPP.	DON'T KNOW	REFUSED
Q98. During the past twelve months, has [CHILD] experienced or seen violence in your neighborhood?	1	2	3	4	5

Q99. What is the highest grade level or year of school that you have completed? [DON'T READ LIST, CIRCLE ONE CATEGORY]

- LESS THAN A HIGH SCHOOL EDUCATION..... 1
- HIGH SCHOOL EDUCATION (OR GED EQUIV)..... 2
- POST HIGH SCHOOL TRADE SCHOOL 3
- SOME COLLEGE, NO DEGREE 4
- ASSOCIATES DEGREE..... 5
- BACHELORS DEGREE 6
- SOME GRADUATE EDUCATION/GRAD DEGREE 7

Q100. Are you a veteran or active service member?

YES..... 1
NO 2
DON'T KNOW 8

Q101. Do you have a disability?

YES..... 1
NO 2
DON'T KNOW 8

Q102. In which country were you born?

US..... 1
Other: _____ 2
(Specify)
[SKIP TO Q104]

Q103. If you were born in the US, would you consider yourself?

1st generation (your parents were born in another country), or..... 1
2nd generation (your grandparents were born in another country) 2
More than 2nd generation
(your great-grandparents or older were born in another country)..... 3
DON'T KNOW 8

Q104. Are you Hispanic or Latino?

YES..... 1
NO 2
REFUSED..... 9

Q105. How would you describe yourself; that is, what is your ethnic background? [DON'T
READ LIST. CIRCLE ONE CODE BASED ON RESPONDENT'S DESCRIPTION]

WHITE OR CAUCASIAN AMERICAN 1
HISPANIC AMERICAN 2
BLACK OR AFRICAN AMERICAN 3
HAITIAN AMERICAN 4
ASIAN AMERICAN OR PACIFIC ISLANDER AMERICAN 5
AMERICAN INDIAN..... 6
AMERICAN 7
SOME OTHER RACE, FOR EXAMPLE 8
 CARIBBEAN AMERICAN
 ARGENTINEAN AMERICAN
 BRAZILIAN AMERICAN
 CUBAN AMERICAN
 MULTIRACIAL

Q106. RESPONDENT SEX [RECORD BY OBSERVATION]	
MALE	1
FEMALE	2

Q107. In what year were you born? 19 _____

Q108. Do you speak a language other than English at home?	
YES.....	1
NO	2
[SKIP TO Q110]	
DON'T KNOW	8
[SKIP TO Q110]	

Q109. What is that language _____. [RECORD VERBATIM]

Q110. Do most of the members of your household speak fluent English?	
YES.....	1
NO	2
DON'T KNOW	8

Q111. Are you presently:	
Employed full-time.....	1
Employed part-time	2
A student.....	3
Unemployed.....	4
Homemaker	5
Retired	6
Disabled	7
Other _____	8
(Specify)	
REFUSED.....	9

Q112. Are you currently:	
Married	1
Living with someone as a couple	2
Widowed.....	3
Divorced.....	4
Separated, or	5
Never married?	6
REFUSED.....	9

Q113. What was your household income in 2009? Was it:

\$0-25,000	1
\$25,001 – 40,000	2
\$40,001- 55,000	3
\$55,001-70,000	4
\$70,001 or more	5
DON'T KNOW	8

Q114. Do you or anyone in the household receive benefits such as food stamps or TANF?

YES.....	1
NO	2
DON'T KNOW	8

Q115. Before today, had you heard about The Children’s Trust?

YES.....	1
NO	2
DON'T KNOW	8

[IF NO, SKIP 116 AND GO TO FINAL INSTRUCTIONS]

Q116. Has anyone in your household participated in programs supported by the Children's Trust?

YES.....	1
NO	2
DON'T KNOW	8

“Thank you very much. That completes the survey. You have been very helpful. Now, in case I forgot something and I need to call you back or my supervisor wants to call and verify this interview, could I please have your telephone number.”

TELEPHONE # _____

NO TELEPHONE _____

REFUSED _____

TIME INTERVIEW ENDED _____ A.M P.M.

INTERVIEWER: I certify that I followed the procedures and rules in conducting this interview.

Signed: _____ Interviewer # _____

**Justice and Security Strategies
Systematic Social Observation Instrument**

Survey Takers: _____ Date: _____ Time of Day: _____ Day of Week: _____

Street Segment Id: _____

1. Based on your assessment of the segment, code the degree of litter/trash: (Check one Box for Each Indicator)

	No Litter Obvious	Low Level	Moderate Level	High Level
a. Property/Front Lawns				
b. Curbs/Sidewalks/Streets				

2. Building/Housing Stock (Check One for Each Indicator)

	None	1-2	3-4	5+		None	1-2	3-4	5+
a. Abandoned Houses					d. Houses in Foreclosure (Public Notice)				
b. Vacant Houses					e. Vacant Lots				
c. Houses for Sale									

3. Number of Public Street Lights Present on Street Segment (Actual Count): _____

4. Parks/Public Space

a. Is there a Park/Public Space Connected directly to Segment :	<input type="checkbox"/> NO <input type="checkbox"/> Yes
b. What is the quality of the "equipment" in the park	<input type="checkbox"/> N/A (No Park) <input type="checkbox"/> NO Equipment <input type="checkbox"/> Generally Low Quality (Most in Disrepair) <input type="checkbox"/> Generally Moderate Quality <input type="checkbox"/> Generally High Quality
c. Rate the overall level of <u>USE</u> of public space/park	<input type="checkbox"/> N/A (NO Park) <input type="checkbox"/> None/No Use Obvious <input type="checkbox"/> Low Use (1-5 people present) <input type="checkbox"/> Moderate Use (6-15 people present) <input type="checkbox"/> High Use (More than 15 people present)

5. Rate the following aspects of the street segment based on the relative level of repair/disrepair

	High Quality (Few to No Substantial Defects)	Moderate Quality (While overall good, needs attention)	Poor (In Need Of Serious Attention)	Not Applicable (should be rarely used)
a. Public Street				
b. Public Sidewalks				
c. Overall Housing Stock				
d. Commercial Establishments				
e. Street Signage				
f. Public Space (e.g., Parks, schools)				
g. Residential Landscaping				

6. Graffiti: a. Count Obvious Instances of Graffiti: _____ b. Is Any Gang Related?: NO Yes Unknown

7. Number of Abandoned Vehicles: _____

8. Number of Bus Stops: _____

9. Assess overall "traffic" density (Check One for Each):

	None	Low (1-3)	Moderate (4-6)	High (7+)
a. Motor Vehicles (Including Motorcycles)				
b. Bicycle				
c. Foot (Pedestrian?)				
d. Non street-legal motorized vehicles (e.g., ATVs, mini-bikes, etc.)				

10. Assess the presence of "Commercial" Establishments – Identify all types of commercial establishments present on the segment. Defined as PRIMARY ENTRANCE ON FACE BLOCK.

- Grocery, deli, convenience
- Bar, liquor store
- Restaurants
- Retail (Furniture, other non-perishable goods)
- Porn Shop/Sex Oriented
- Services (barbers, cleaners)
- Medical Services
- Governmental Serv. (excluding police)
- Place of worship
- Pharmacy
- Check cashing
- Pawn Shop
- Motel/Hotel

11. Overall assessment of "age" of motor vehicles on street segment:

- Most Vehicles Relatively Late Model (Post-2003)
- Most Vehicles Relative Older (Pre-2003)

12. On a scale of 1-10 where 1=low quality/high disrepair and 10=high quality/low disrepair, how would you rate the overall quality of most of the vehicles: _____

13. Were cars parked in a red zone, in front of a fire hydrant, or double-parked Or ...

- Most vehicles in designated parking spaces
- Most vehicles NOT in designated parking spaces
- Mixed – notable number of vehicles in designated and non-designated parking spaces

14. Other noted indicators – Check all that are observed on the street segment:

- Unattended animals, pets and livestock
- 1 or More Houses with Front Fences
- Police present/driving through segment
- Suspected "gang presence" on segment
- Residences with "Bars" On Windows
- Loud Music
- Noxious/Unpleasant/Offensive Odors
- Construction Noise
- Dogs Barking/Other Noises

15. _____ Overall, how "safe" did you feel on the street segment – Scale 1-10 where 1=very unsafe, 10=very safe: _____ Why did you feel this way?